

THE HIGHEST QUALITY TRAIN SETS YOU CAN BUY



2008



M.T.H. RailKing
Train Sets & Accessories

WARNING:

“When I was a kid, the highlight of the Christmas season was the huge train display at the Jordan Marsh Department Store in Boston. My favorite train was the Super Chief with its lighted passenger cars. We'd watch its boat-tail observation car go around a bend and into a tunnel, and we'd race to the other side of the



Larry Redd

layout to see it come out. Sometimes the guys running the layout would stop the train in the tunnel and fool us, or back it out the other side.

"Santa Claus brought me my own train set (which I still have) when I was about

"I scened my layout with Lincoln Log cabins, toy cars, animals, and a skyscraper made out of a Quaker Oats box." —Larry Redd

five or six. We mounted the track on a 3'x5' board that a local carpenter had given us, and the train board was kept behind the hall dresser and brought out as

needed — which was pretty much every day. I scened my layout with Lincoln Log cabins, toy cars, animals, and a skyscraper made out of a Quaker Oats box.

"A friend of my mom's noticed my fascination with trains and


invited us to see her husband's layout. I remember climbing the ladder to Mr. Hawkins' attic with my mom and my baby brother Greg. Mr. Hawkins pulled on a cord and this parachute that served as a dust cover raised up into the air, and it was just like Jordan Marsh — only better, because Mr. Hawkins gave me an engineer's hat and let me run the trains. That was it — I was hooked."

- Larry Redd

“When I was about ten, my dad built me a layout on a couple of sheets of plywood in our attic. There was a crossover in the track plan where my two trains would collide if I wasn't careful, so I figured out a system of electrical switches and contacts to have the trains control each other. The

"I've always loved experimenting and building things, so trains were a perfect toy for me." —Rich Battista

one that got to the crossover first would stop the other train automatically until the




Rich Battista & Family

track was clear. I've always loved experimenting and building things, so trains were a perfect toy for me.

"I started my current layout, the Black Diamond Railway, so I could share my hobby with my family, but I also found a wider audience. I decided to make a video to show folks how I built the layout, and the response has been more than I anticipated. Not a day goes by that I don't get

Giving a child a train set can lead to a lifelong hobby.



Mike Wolf, President, M.T.H. Electric Trains

“At the age of 12, I got a part-time job assembling trains in Jerry's basement with other neighborhood kids for \$1.50 an hour — which was fifteen cents above the minimum wage — and I've been in the train business ever since.” —Mike Wolf

literally what it was — my parent's house was overrun with my inventory. But they were really good about it, and when I decided to make the leap into manufacturing, they even lent me their life savings to get started. Today we've been in business for nearly three decades, and my work has taken me all over the world. And some of my school buddies from the basement days with Jerry Williams are vice presidents of our company. Looking back, this hobby-turned-business has been a magic carpet ride for me.”

**- Mike Wolf, President,
M.T.H. Electric Trains**

an email from someone who says I helped them build something they enjoy. So it's turned out that my greatest satisfaction

“ Like most families at the time, we had trains around the Christmas tree. But what really got me hooked was a guy in our neighborhood, Jerry Williams, who actually built toy trains in his basement. Jerry had a business making reproductions of the shiny, sheet metal toy trains that were popular in the 1920s and 1930s, and collectors were lined up to buy his stuff. At the age of 12, I got a part-time job assembling trains in Jerry's basement with other neighborhood kids for \$1.50 an hour— which was fifteen cents above the minimum wage — and I've been in the train business ever since.

“While I was in college, I started a mail-order business out of a spare bedroom in my parent's house and eventually became Jerry's biggest dealer. I called the business Mike's Train House, and that's



with model railroading has been hearing from folks who are having more fun because I shared my hobby with them.”

- Rich Battista

To see more of Rich's layout and clips from his video, go to his Black Diamond Railway Web site at www.toytrainsontracks.com. You might also want to check out the OGR Forum, a lively online model railroading community hosted by O Gauge Railroading magazine at www.ogaugerr.com.




O GAUGE IS MORE FUN!

Model trains come in a variety of sizes. Smaller sizes such as HO gauge and N gauge allow hobbyists to fit a lot of highly detailed railroad into less space. But we think O gauge — the traditional size for train sets for more than half a century — is the perfect size for a child's first electric train. Judging by the rising popularity of O gauge over the past two decades, it has become the perfect size for many adults as well. Standing about twice the size of HO trains, O gauge trains are more fun because:

They stay on the track: O gauge trains hold the track better at the high speeds that children often prefer, thanks in part to the larger flanges on O gauge wheels.

They're easy to handle: The larger size of O gauge trains makes them easier for children to handle than smaller-gauge trains — and much easier to place on the track. Large-size operating knuckle couplers make O gauge trains easy to couple and uncouple, and more fun to play with.

RailKing train sets represent our commitment to making your introduction to model railroading a great experience.



They're impressive: Size and weight make an O gauge train a memorable toy. M.T.H. steam engines feature die-cast metal boilers and frames, M.T.H. diesels and cars feature die-cast trucks, and all M.T.H. products have metal wheels and couplers. If you're looking for a toy that will make a long-term impression on a child, it's hard to beat an O gauge train.

They do things: As seen on the next page and elsewhere in this catalog, O gauge offers a variety of operating, animated cars and accessories that is unmatched by any other scale or gauge.



O Gauge



HO Gauge



N Gauge

M.T.H. TRAINS ARE MORE FUN!

M.T.H. trains are more fun because they portray the sights and sounds that make real trains dramatic and exciting.

GREAT SMOKE

Our steam engines feature fan-driven ProtoSmoke™, the most powerful smoke system in the hobby.



SPEED CONTROL

Many toy trains have two speeds: fast and faster. Most M.T.H. locomotives feature Proto-Sound® 2.0, our unique sound and control system that allows our engines to throttle down to a slow crawl, highball down the main line, or maintain any speed



SERVE 'EM UP WITH THIS **OPERATING MCDONALDS™** WITH SOUNDS, PAGE 77 .



USE THIS **OPERATING WATER TOWER** TO FILL UP YOUR TENDER; SEE PAGE 67.



in between. The Proto-Speed Control™ built into Proto-Sound 2.0 acts like the cruise control on a car, keeping your train moving at the speed you select, regardless of hills and curves.

VIVID ENGINE SOUNDS

Proto-Sound features digital recordings with CD-quality playback: the wail of a diesel horn; the melody of an authentic steam whistle; the bell alerting passengers to your arrival or departure; and diesel roar or steam chuff that vary automatically depending on how hard your engine is working.



GIVE YOUR ENGINEERS THE ALL-CLEAR SIGN WITH THIS **LIGHTED SIGNAL**, PAGE 63.



THIS **SIGNAL MAN** SWINGS OUT OF HIS BOXCAR WITH A LIGHTED LANTERN, PAGES 11, 12, 18, AND 24.

STATION SOUNDS

Proto-Sound passenger engines offer Passenger Station Proto-Effects™, a complete arrival and departure sequence that you can activate from your transformer. Freight engines include Freight Yard Proto-Effects, a symphony of freight terminal sounds.

SYNCHRONIZED CHUFF AND PUFF

Like a real steam engine, M.T.H. steamers feature puffs of smoke and steam chuff sounds synchronized with the drive wheels. Better than any other toy train, an M.T.H. locomotive portrays the drama of a steam engine s-l-o-w-l-y chuffing and puffing as it pulls out of a station and gets up to speed.

REMOTE UNCOUPLING

Proto-Sound steam and diesel engines offer remote uncoupling anywhere on your layout, accompanied by the clank of the coupler opening and the hiss of air hoses parting.



THIS FIREMAN SLIDES DOWN THE POLE IN OUR ANIMATED **FIRE STATION**, PAGE 72.



WATCH THESE WORKERS MOVE THE FREIGHT AT THIS **ANIMATED TRANSFER DOCK**, PAGE 68

QUALITY AND VALUE COMPARE BEFORE YOU BUY

RAILKING READY-TO-RUN
TRAIN SETS INCLUDE
TRACK, TRANSFORMER,
INTERACTIVE DVD WITH
TRACK LAYOUT SOFTWARE
AND OPERATOR'S
MANUAL.



At M.T.H., we consider the ready-to-run train set our best opportunity to make a great impression on any newcomer to the wonderful world of model railroading. That's why we don't skimp on the quality and value you'll find in every RailKing® and Tinplate Traditions™ ready-to-run starter set. Compare our sets with those of our competitors and you'll see what makes an M.T.H. starter set the best way to begin your model railroading journey.


Every RailKing O Gauge ready-to-run set features RealTrax®, O Gauge's first and most complete line of snap-together track with built-in roadbed. Only RealTrax features filled metal track rails instead of cheaper hollow rails that can bend if stepped on. See the complete RealTrax line beginning on page 46.

Every 2008 M.T.H. Train set* features a U.L. approved transformer to ensure that your set has enough power now and when you expand it with extra cars, track and accessories.

* Except the Coors Silver Bullet set, which does not include track or transformer.



EVERY RAILKING PASSENGER CAR HAS A DETAILED, LIGHTED INTERIOR AND DIE-CAST METAL TRUCKS AND COUPLERS.



EVERY RAILKING LOCOMOTIVE FEATURES DURABLE METAL GEARS, WHEELS, AXLES, AND COUPLERS.



EVERY RAILKING FREIGHT CAR FEATURES DIE-CAST METAL TRUCKS AND COUPLERS, WITH HIDDEN UNCOUPLING PLATES (NOT OLD-FASHIONED "THUMBTRACKS")

The Highest Quality Train Sets You Can Buy



EVERY RAILKING LOCOMOTIVE AND TRAIN SET IS BUILT TO THE SAME QUALITY STANDARD AS OUR TOP-OF-THE-LINE PREMIER BIG BOY

READY-TO-RUN SET FEATURES

As explained on the previous pages and detailed below, M.T.H. train sets are loaded with features you won't find in smaller gauge trains or in other O gauge sets. On the next 40 pages, you'll find our full 2008 train set lineup. The following lists cover the general features found in each set. For a specific listing of each set's features, visit our Web site at www.mthtrains.com.



SET CONTENTS

O Gauge RailKing® and Tinplate Traditions™ Sets* (except trolleys) include:

- Locomotive
- 3-Car passenger or freight consist
- 31" x 51" 12-piece RealTrax® oval
- Lighted track Lock-On, with wires to connect to transformer
- UL-approved 100-watt Z-1000™ transformer
- RailWare interactive™ DVD with track layout software

* Coors Silver Bullet set does not include track or transformer; Pennsylvania and M&M's F3 sets on pages 24 and 26 include UL-approved 50-watt Z-500 transformer and 10-piece RealTrax oval.

O Gauge RailKing® Trolley Sets include:

- Lighted trolley with bump-reverse
- 31" 8-piece RealTrax® circle
- Lighted track lock-on, with wires to connect to transformer
- UL-approved 20-watt ZDC transformer
- RailWare™ interactive DVD with track layout software

Standard Gauge Tinplate Traditions™ Sets include:

- Locomotive
- 2-Car passenger consist
- 8-piece 42" circle of Standard Gauge track
- Lighted track Lock-On, with wires to connect to transformer
- UL-approved 100-watt Z-1000™ transformer



LOCOMOTIVE FEATURES

RailKing® Steam Engines Feature:

- Die-cast metal boiler* and chassis
- Flywheel-equipped motor
- Synchronized puffing ProtoSmoke™
- Operating headlight
- All-metal wheels and gears
- Proto-Sound® 2.0 sound and control system featuring locomotive speed control and CD-quality digital sounds that include whistle, bell, steam chuff, Passenger or Freight Station Proto-Effects™, crew conversations, and atmospheric sounds.
- Remotely controlled Proto-Coupler™ on tender
- Horn & Bell Loco's Only Feature Horn and Bell Sounds

* Coors Silver Bullet Locomotive features ABS boiler

RailKing® Diesel Engines Feature:

- Intricately detailed durable ABS body
- Metal frame
- Die-cast metal pilots and trucks
- Twin flywheel-equipped motors
- Operating ProtoSmoke™ (GP9 and SD70ACe diesels only)
- Operating headlight
- Operating backup light (RS-3, GP9, and SD70ACe diesels only)
- All-metal wheels and gears
- Proto-Sound® 2.0 sound and control system featuring locomotive speed control and CD-quality digital sounds that include horn, bell, diesel motor, Passenger or Freight Station Proto-Effects™, crew conversations, and atmospheric sounds.*
- 2 remotely controlled Proto-Couplers™

*F-3 diesels in Pennsylvania set (page 24) and M&M'S set (page 26) have bell and horn sounds only.

Tinplate Traditions™ Steam Engines Feature:

- Die-cast metal chassis
- Stamped metal boiler, cab, and tender
- Flywheel-equipped motor
- Synchronized puffing ProtoSmoke™
- Operating headlight
- All-metal wheels and gears
- Proto-Sound® 2.0 sound and control system featuring locomotive speed control and CD-quality digital sounds that include whistle, bell, steam chuff, Passenger or Freight Station Proto-Effects™, crew conversations, and atmospheric sounds.*
- Remotely controlled Latch-Type Proto-Coupler™ on tender (O Gauge engines only)

ROLLING STOCK FEATURES

RailKing® Freight Cars Feature:

- Intricately detailed durable ABS body
- Die-cast metal trucks with smooth-rolling metal wheels and axles
- Die-cast metal operating knuckle couplers
- Opening doors on boxcars
- Lighted interiors on cabooses
- Colorful, attractive paint schemes

RailKing® Passenger Cars Feature:

- Intricately detailed durable ABS body
- Interior seating and overhead lighting
- Die-cast metal trucks with smooth-rolling metal wheels and axles
- Die-cast metal operating knuckle couplers
- Colorful, attractive paint schemes

Tinplate Traditions™ Cars Feature:

- Stamped Steel Body
- Colorful baked enamel finish
- All-metal trucks with smooth-rolling metal wheels and axles
- Operating latch-type or metal box couplers
- Opening doors on reefers, boxcars, and cattle cars



Rudolph the Red-Nosed Reindeer® Set



Figures are Not Included

A train set is a great way to start your family's model railroading tradition and our RailKing Rudolph The Red-Nosed Reindeer® set might be your perfect choice. The locomotive is decorated in red & black colors and sports a red headlight guiding Santa's train through the countryside. This creative adaptation of a 2-8-0 Consolidation features a heavy all-metal steam engine boiler and chassis that feels as strong as it runs. The all-metal gears, wheels and axles will ensure a lifetime of fun and the unique sounds of Proto-Sound 2.0 will amaze your friends and family.

Imagine their faces when the whistle wails or the exclusive Rudolph Proto-Effects begin playing the sound clips and music from one of television's most timeless Christmas shows. Of course, seeing the synchronized puffing locomotive pull its three distinctive puffing freight cars, each equipped with sprung die-cast metal trucks and operating metal couplers, is even more impressive and tells all who see it that this is one great set. As with most RailKing Ready-to-Run sets, the 12-piece RealTrax oval assembles in minutes and can be placed right on the carpet for a quick, temporary layout.

Rudolph the Red-Nosed Reindeer © and © The Rudolph Company, L.P. "Rudolph the Red-Nosed Reindeer" animated program © Classic Media, Inc. All Rights Reserved.

Rudolph the Red-Nosed Reindeer® - 2-8-0 Steam Train Set

30-4173-1 Proto-Sound 2.0 \$349.95



Reindeer - Operating Action Car

30-79219 \$69.95



Christmas - Box Car

30-74493 \$39.95



Christmas - Operating Box Car w/Signal Man

30-79189 \$59.95



Christmas & Holiday Cars



Christmas - Trolley Train Set
30-4172-1 \$119.95



Halloween - Box Car
30-74496 \$39.95



Thanksgiving - Box Car
30-74495 \$39.95




Happy Holidays - Box Car
30-74494 \$39.95



New Years 2009 - Box Car
30-74499 \$39.95

Introduce someone you love to model railroading with the magic of a RailKing Ready-To-Run trolley set, or take advantage of the way it complements your own holiday decor when set up around the Christmas tree.

This colorful trolley features a lighted interior, metal wheels and gears and a long-lasting motor. The unit operates on any O Gauge track system including the easy-to-assemble RealTrax system found inside each set. Optional track bumpers can be added to take advantage of the Automatic Bumper Reversing Mechanism (ABRM) that changes the trolley's direction when it hits a track bumper.



Fourth of July - Box Car
30-74497 \$39.95

2-8-0 Pennsy Freight Train Set



In its heyday, the Pennsylvania Railroad was one of the largest transportation systems the world had ever seen. Over its 30,000 miles of track roamed thousands of locomotives and tens of thousands of cars, most of them designed by the railroad itself and many of them built in the road's own shops in Altoona, PA. Its conquest of the Appalachian Mountains at Horseshoe Curve, just west of Altoona, was and still is a landmark of railroad engineering, carrying freight and passengers between the East and the Midwest.


Relive the glory days of the "Standard Railroad of the World" with this rugged, hard-working freight set. With its huge plumes of puffing smoke, deep chuffing sound, and wailing whistle, it's easy to imagine you're battling your way west across Horseshoe Curve to deliver the goods to Chicago or St. Louis. For even more fun, add extra cars decorated for the Pennsylvania and other railroads — this heavy, die-cast steam locomotive has plenty of power to pull them.

Pennsylvania - 2-8-0 Steam Train Set

30-4136-1

Proto-Sound 2.0

\$329.95



Isaly's - Modern Reefer

30-78070

\$44.95



Pennsylvania - Center I-Beam Flat Car

30-76292

\$42.95



2-8-0 Pennsy Broadway Limited Train Set



Pennsylvania - 2-8-0 Broadway Limited Train Set

30-4137-1 Proto-Sound 2.0 \$349.95



Pennsylvania - O-27 Madison Diner Car
33-6223 \$44.95



Pennsylvania - O-27 Madison Coach Car

33-6227 \$44.95



Pennsylvania - O-27 Madison Combine Car
33-6225 \$44.95



The *Broadway Limited* was the premier train of the premier railroad in America. In an era before air travel was common, the Pennsylvania Railroad's *Broadway* — along with its rival, the New York Central's *Twentieth Century Limited* — were the way to travel between New York and Chicago in style. At the end of a long day at work, you could board the train, have a gourmet dinner in the diner while the porter made up your bed, be rocked to sleep by the gentle motion of your sleeping car, wake up to a fine breakfast, and arrive at your destination in time for a morning meeting.

Imagine you're a CEO or movie star taking in the view from the rear platform of the observation car, as the locomotive's whistle echoes off the Appalachian mountainsides. Our recreation of the Pennsy's finest name train features realistic whistle, bell, and steam chuff sounds, huge plumes of puffing smoke, and station announcements for the *Broadway Limited*. For even more fun, add extra lighted passenger cars, each with interior detail — this heavy, die-cast steam locomotive has plenty of power to get them over the mountains.

2-8-0 Harley-Davidson® Electra-Glide Set



The Harley-Davidson® 2-8-0 Consolidation freight set is a great way to introduce a new-comer to model railroading. Decorated in classic Harley-Davidson colors, this creative adaptation of the 2-8-0 steam engine features a heavy all-metal steam engine boiler and chassis that feels as strong as it runs. The all-metal gears, wheels and axles will ensure a lifetime of fun and the unique sounds of Proto-Sound 2.0 will amaze friends and family alike.

Imagine their faces when the whistle wails or the exclusive Freight Yard Proto-Effects begin playing the classic sounds of Harley-Davidson motorcycles loading up at the factory! Of course, seeing the synchronized puffing locomotive pull its three distinctive freight cars with sprung die-cast metal trucks and operating metal couplers is even more impressive and tells all who see it that this is one great set. As with most RailKing Ready-to-Run sets, the 12-piece RealTrax oval assembles in minutes and can be placed right on the carpet for a quick, temporary layout.

Harley-Davidson - 2-8-0 Steam Freight Train Set

30-4181-1 Proto-Sound 2.0 \$349.95

Harley-Davidson Christmas Box Car

30-74498 \$44.95



Harley-Davidson- Chrome Tank Car

30-73220 \$49.95



Harley-Davidson - American Crane Car

30-79217 \$64.95



Harley-Davidson- Gondola Car w/Crates

30-72001 \$44.95



© 2008 H-D, All Rights Reserved.



2-8-0 New York Central Freight Train Set



New York Central - 2-8-0 Steam Freight Train Set

30-4185-1 Proto-Sound 2.0 \$329.95



New York Central - Operating Box Car w/Signal Man

30-79212 \$59.95



New York Central - Ore Car

30-75284 \$39.95

For much of the twentieth century, the chief rival of the mighty Pennsylvania Railroad was the New York Central. While the Pennsy headed west by conquering the Appalachian Mountains, the NYC followed an easier but less direct route, up the Hudson River Valley and then west along the shores of the Great Lakes - leading the NYC to advertise itself as the Water Level Route. The Central's mainline along the Hudson River was the first four-track long-distance railroad in the world. Along this raceway sped freight bound for the Midwest and passenger trains that included the New York-to-Chicago Twentieth Century Limited, one of the most famous and luxurious trains in the world.

Recreate the drama of fast freight traffic on the Water Level Route with this rugged and colorful train set, complete with die-cast metal steam engine featuring puffing smoke and bell, whistle, and freight yard sounds. For even more fun, add a boxcar with a signal man who pops out to signal the engineer.



2-8-0 Caterpillar® Freight Mover Set



The story of Caterpillar dates back to the late 19th century, when Daniel Best and Benjamin Holt each searched for ways to harness the promise of steam tractors for farming. By 1910, Benjamin's company had developed the gasoline track-type tractor. Daniel had retired, but his son, C. L., formed a new company and developed his own line of gasoline track-type tractors. In 1925, the two companies merged into Caterpillar Tractor Co., combining their experiences and talents into one product line.

We've created a special train set, naturally featuring a steam locomotive, to celebrate the early Caterpillar years when Best and Holt utilized steam power to create their earliest tractors. Our creative adaptation of the 2-8-0 steam locomotive features a heavy all-metal steam engine boiler and chassis that feels as strong as it runs. The metal gears, wheels and axles ensure a lifetime of fun and the unique sounds of Proto-Sound 2.0 will amaze your friends and family.

They'll watch in amazement as the synchronized puffing locomotive pulls its three distinctive freight cars, each equipped with sprung die-cast metal trucks and operating metal couplers. As with most RailKing Ready-to-Run sets, the 12-piece RealTrax oval assemblies in minutes and can be placed right on the carpet for a quick, temporary layout.

Caterpillar® - 2-8-0 Steam Train Set
30-4180-1 Proto-Sound 2.0 \$349.95



Caterpillar® - Flat Car w/(1) No. 977 Traxcavator
30-76291 \$49.95



Caterpillar® - Operating Box Car w/Signal Man
30-79214 \$59.95



© 2008 Caterpillar
CAT, CATERPILLAR, their respective logos, "Caterpillar Yellow" and the POWER EDGE trade dress, as well as corporate and product identity used herein, are trademarks of Caterpillar and may not be used without permission.



2-8-0 Anheuser-Busch Adolphus Train Set



Anheuser-Busch - 2-8-0 Steam Train Set
30-4155-1 Proto-Sound 2.0 \$349.95

Anheuser-Busch Operating Action Car
30-79218 \$69.95



Budweiser - Chrome Tank Car
30-73240 \$44.95

Who says model trains are just for kids? This beautifully decorated "adult collectible" train set is a great way to begin your own model railroading tradition and comes fully equipped with a load of features that are sure to entertain. Decorated in black & red Anheuser livery, this creative adaptation of the 2-8-0 features a heavy all-metal steam engine boiler and chassis that feels as strong as it runs. The all-metal gears, wheels and axles will ensure a lifetime of fun and the unique sounds of Proto-Sound 2.0 will amaze your friends and family.

Imagine their faces when the whistle wails or the exclusive Anheuser-Busch Proto-Effects begin playing the classic Budweiser theme song. Of course, seeing the synchronized puffing locomotive pull its three distinctive freight cars, each outfitted with sprung die-cast metal trucks and operating metal couplers, is even more impressive and tells all who see it that this is one great set. As with most RailKing Ready-to-Run sets, the 12-piece RealTrax oval assembles in minutes and can be placed right on the carpet for a quick, temporary layout.

© 2008 Anheuser-Busch, Inc. All Rights Reserved.

Budweiser - Modern Tank Car
30-73267 \$49.95



Blue Comet 4-6-2 Pacific Train Set



Jersey Central - Blue Comet 4-6-2 Pacific Steam Passenger Train Set

30-4192-1 Proto-Sound 2.0 \$349.95



Jersey Central - O-27 Madison Diner Car

33-6231 \$44.95





At the very apex of the Roaring Twenties, just months before 1929 stock market crash, the Central of New Jersey Railroad inaugurated its Blue Comet service between Jersey City and Atlantic City. Heading the fast, luxurious trains were the CNJ's nearly-new Baldwin-built 4-6-2 Pacifics. Three locomotives — painted in a beautiful blue livery with gold stripes, carrying the train's name on a bronze plate high on the boiler front, and numbered 831, 832 and 833 — covered The Blue Comet's fast schedule along the Jersey shoreline.

The train itself was painted in blue to symbolize the sea and sky of the Jersey shore, with a cream window band to represent both the shoreline's pristine sand and a comet streaking through the heavens. In a departure from normal railroad practice, the cars carried the train name rather than the railroad name on their letterboards. The rolling stock consisted of coaches and diners trailed by an open-platform observation, with each car named for a different comet.

The Blue Comet's glorious Baldwin Pacific joins the RailKing Line for 2008, trailed by accurately decorated, illuminated Blue Comet cars. Duplicate the drama and excitement of steam-era fast passenger service with this handsome, great-performing set, complete with billowing smoke, smooth operation at any speed from a crawl to full throttle, and authentic steam locomotive sounds and Blue Comet arrival and departure announcements.



Jersey Central - O-27 Madison Combine Car
33-6232 \$44.95



**Jersey Central
O-27 Madison Coach Car**
33-6230 \$44.95



Capitol Limited 4-6-2 Pacific Train Set



Chartered in 1827, when trains were a new invention and horses the main form of transportation, the Baltimore & Ohio Railroad was built with one goal in mind: to link East Coast cities and ports with The West — which at that time was everything on the other side of the Allegheny Mountains. As the railroad and the young country grew together, the B&O adopted the slogan "Linking 13 Great States With the Nation." Not as large or well funded as its neighbors to the north, the mighty Pennsylvania Railroad and the New York Central, the B&O competed on innovation and service. Its flagship passenger train, the *Capitol Limited* between New York and Chicago via Washington, was known for personalized service and luxury. A favorite of businessmen and government officials, the *Capitol* featured onboard secretaries, valets, manicurists, and barbers. Dining car patrons feasted on Chesapeake Bay cuisine served on fine china under crystal chandeliers.

Recreate the luxury and excitement of train travel in the steam era with this *Capitol Limited* set featuring illuminated cars and a B&O 4-6-2 Pacific locomotive with puffing smoke; steam whistle, bell, and other engine sounds; and *Capitol Limited* arrival and departure announcements.

Baltimore & Ohio - Capitol Limited 4-6-2 Pacific Steam Passenger Train Set
30-4193-1 Proto-Sound 2.0 \$349.95



Baltimore & Ohio - O-27 Madison Diner Car
33-6234 \$44.95



Baltimore & Ohio - O-27 Madison Coach Car
33-6233 \$44.95



Baltimore & Ohio - O-27 Madison Combine Car
33-6235 \$44.95



4-8-4 Daylight Steam Train Set



Southern Pacific - 4-8-4 Daylight Steam Passenger Train Set
30-4182-1 Proto-Sound 2.0 \$349.95

In 1937 the Southern Pacific Railroad trumpeted a new train in full-page magazine ads:

Let us stand by the tracks of Southern Pacific's Coast Line, as thousands now do every day and listen... Suddenly from far off comes a musical note, rising. Round a curve flashes a streak of color. Here comes the Daylight, the most beautiful train in the West!

Presenting a glorious splash of orange and red from locomotive to observation car, the Daylights linked Los Angeles and San Francisco "in a glorious daylight trip, streaking along the Pacific Ocean for more than a hundred breathless miles." Leading the trains were the Southern Pacific's class GS (for "Golden State") 4-8-4 Northern, arguably among the handsomest steam engines ever built.

A lone GS-4, No. 4449, was saved from the scrapper and restored in 1975 to pull the American Freedom train in celebration of our nation's 200th anniversary. Repainted in Daylight colors, the engine operates today in excursion service.

Add the colorful beauty of the Daylight to your own railroad with this magnificent set, featuring illuminated cars and a GS-4 locomotive with puffing smoke, a haunting steam whistle and other engine sounds, and Daylight arrival and departure announcements.



Southern Pacific - O-27 Streamlined Full-Length Vista Dome Car
33-6034 \$44.95



Southern Pacific - O-27 Streamlined Combine Car
33-6033 \$44.95



Southern Pacific - O-27 Streamlined Coach Car
33-6032 \$44.95



4-8-4 Class J Freight Train Set



Often called "The Last Steam Railroad in America," the Norfolk & Western relied totally on steam power until well into the 1950s, when most other railroads had already converted to diesels. The N&W's loyalty to steam was prompted by two factors. The N&W was mainly a coal-hauling railroad with most of its trackage in Virginia, West Virginia, and Ohio, so fuel was abundant and cheap. Perhaps more important, the N&W built some of the best steam engines ever made, in its own shops in Roanoke, VA. Among the finest of these was the Class J, a streamlined greyhound that could cruise at well over 90 mph. One of these massive 4-8-4 Northern survives today at the Virginia Museum of Transportation, not far from the shops where it was born.

Recreate the Norfolk & Western's daily conquest of the Appalachian Mountains with this rugged freight set. Headed by a powerful Class J Northern, this set features all-metal trucks and couplers, RealTrax that can be set up quickly on a carpet or floor, puffing smoke, and CD-quality sounds that include freight yard sound effects and the Class J's beautiful whistle, bell, and deep chuff.

Norfolk & Western - 4-8-4 Class J Steam Freight Train Set
30-4184-1 Proto-Sound 2.0 \$329.95



Norfolk & Western - Operating Box Car w/Signal Man
30-79213 \$59.95



Norfolk & Western - Modern Reefer Car
30-78071 \$44.95



4-8-4 Class J Passenger Train Set



Norfolk & Western - 4-8-4 Class J Steam Passenger Train Set

30-4183-1 Proto-Sound 2.0 \$349.95

Like the Daylight 4-8-4's, the Norfolk & Western's Class J Northern's represented steam power at its zenith. Fast, powerful, and pleasing to the eye, they were the last hurrah of steam power before diesels sent them to the scrap heap. The final three J's, built in 1950 in the N&W's own shops in Roanoke, VA, were the last steam passenger engines built for an American railroad. They sped across the Appalachian Mountains daily between Norfolk, VA and Cincinnati, OH, hauling passenger trains that included the Powhatan Arrow, the Pocahontas and the Cavalier. With authentic Norfolk & Western station announcements and CD-quality steam engine sounds, this set recalls the excitement of luxury passenger travel in the steam era, when locomotive whistles echoed off Virginia and West Virginia mountainsides.



Norfolk & Western - O-27 Streamlined Combine Car

33-6028 \$44.95



Norfolk & Western - O-27 Streamlined Coach Car

33-6027 \$44.95

Norfolk & Western O-27 Streamlined Full-Length Vista Dome Car

33-6026 \$44.95



The Silver Bullet® Steam Set



Coors LIGHT

Coors Light - Silver Bullet Train Set

30-1433-1 Proto-Sound 2.0 \$499.95



Power and Track Pack

40-1071 \$149.95





You asked for it! Since the Coors Light® Silver Bullet Train debuted in a 2004 TV ad, this imaginary train has been one of our most-requested items. We've chosen this silver flyer to introduce a feature that has been latent in Proto-Sound 2.0 but never used before: the ability of a locomotive to "talk to" its trailing cars or trackside accessories. At your command, The Silver Bullet® steam engine pulls into a station, playing arrival and departure sounds inspired by the television commercials and commanding its three-reefer consist to open its doors, billowing frosty smoke and revealing its chilled contents. Of course the chrome-plated Silver Bullet includes all the features found in every Proto-Sound 2.0 steamer, including a suite of sound effects, synchronized puffing smoke, and smooth cruise control operation at any throttle setting from a crawl to a speeding bullet.

Soon after its introduction in 1978, Coors Brewing Company nicknamed its light beer The Silver Bullet® because of its sleek aluminum silver can. The Silver Bullet Train delivering ice-cold refreshment from the Rocky Mountains is the brainchild of FCB-Chicago, a division of famed advertising agency Foote Cone & Belding. Although this is Coors' first use of a train in brand media advertising, Coors has long been a major shipper and receiver of products by rail. Today its Golden, Colorado brewery operates diesel switchers emblazoned with the Coors logo and sends out approximately 300 rail cars of beer every week.

Add a touch of pure fantasy and a great deal of fun to your layout with The Silver Bullet® Train and its frosty load. Activate its unique features with virtually any conventional transformer with bell and whistle buttons, or use the M.T.H. DCS system for an even more exciting operating experience.



Coors Light Silver Bullet - Operating Reefer Car
30-78040 \$79.95



Coors Light Silver Bullet - Operating Reefer Tail Car
30-78061 \$79.95



SD70ACe Union Pacific Diesel Train Set




Union Pacific - SD70ACe Diesel Deluxe Freight Train Set
30-4194-1 Proto-Sound 2.0 \$379.95

NEW!

The SD70ACe is Electro-Motive Division's hope for the future. While designed to meet the Environmental Protection Agency's Tier-2 emissions requirements that took effect on January 1, 2005, this replacement for the SD70MAC also seems to have a higher purpose: to recapture the lead in North American locomotive sales that EMD lost to General Electric in 1987.

Under the hood beats a third-generation model 710 diesel with 4300 horsepower; only slight modifications were needed to make the model 710 meet new emission standards. With 5000 such motors in service worldwide and a reputation for dependability, EMD reasoned that shop crews would prefer familiar technology.



Union Pacific - Center I-Beam Flat Car
30-76294 \$42.95



Union Pacific - Ore Car
30-75244 \$39.95



Union Pacific - Husky Stack Car
30-76295 \$49.95



SD70ACe CSX Diesel Train Set



Now you can bring home a state-of-the-art train set with an all-new, near-scale O Gauge model of one of today's state-of-the-art locomotives. Under our model's hood are two powerful flywheel equipped motors for the smooth starts and stops found in all RailKing ready-to-run locomotives. Outfitted with all-metal wheels and gears, the engine truly runs as good as it looks and comes equipped with digital sounds recorded from an actual SD70ACe, as well as a symphony of freight yard sounds and crew conversations. Our revolutionary speed control ensures that the SD70ACe runs smoothly and steadily at any speed from a realistic crawl to full throttle. Your set includes three well detailed freight cars, each outfitted with durable all-metal trucks, operating couplers, and metal wheels and axles. For even more fun, expand your set with RailKing models of modern intermodal and center-beam flat cars.

NEW! CSX - SD70ACe Diesel Deluxe Freight Train Set
30-4195-1 Proto-Sound 2.0 \$379.95



CSX - Husky Stack Car
30-76296 \$49.95



CSX - Center I-Beam Flat Car
30-76293 \$42.95



LOCOMOTIVES MEASURE 17" IN LENGTH

F-3 Pennsylvania Freight Set



Put your railroad to work with this classic Pennsylvania Ready-To-Run diesel freight set. Bearing the markings of one of America's largest and most famous railroads, this set makes a great beginning for any family's first model railroad.

Pennsylvania - F-3 Freight Train Set
30-4197-0 Horn & Bell \$199.95

The F-3 diesel's classic near-black Pennsylvania Brunswick Green paint scheme houses a powerful 2-motored chassis. Outfitted with all-metal wheels and gears, the engine runs as good as it looks and comes equipped with an operating horn and bell that add a level of interaction in this value-priced train set. Included are three well detailed freight cars, each outfitted with all-metal sprung trucks, operating couplers, wheels and axles designed to ensure years and years of operating fun.



Pennsylvania - Operating Box Car w/Signal Man
30-79211 \$59.95

A powerful 50-watt Z-500 transformer and an easy-to-assemble 10-piece RealTrax oval round out the set. Designed to grow as your layout grows, the transformer provides plenty of power for any additional cars you add behind your locomotive, ensuring that this set is a great way to start your own model railroad empire.



Pennsylvania - Gondola Car w/LCL Containers
30-72021 \$42.95



F-3 Santa Fe Diesel Passenger Set



Santa Fe - F-3 Passenger Train Set

30-4142-1 Proto-Sound 2.0 \$329.95



Santa Fe - O-27 Streamlined Coach Car

33-6042 \$44.95



Santa Fe - O-27 Streamlined Full-Length Vista Dome Car

33-6041 \$44.95



Santa Fe - O-27 Streamlined Combine Car

33-6043 \$44.95



For luxury travel between Chicago and Los Angeles, the Santa Fe was the way to go. Highballing through the Southwest's deserts and mountains, Santa Fe streamliners like the *Chief*, *Super Chief*, and *El Capitan* were rolling hotels where one could eat like a king and be lulled to sleep by the gentle rhythm of the rails. Santa Fe streamliners were a favorite means of travel for movie stars, and in 1951 the railroad was the first to introduce dome cars on the Chicago-L.A. route.

Imagine you're on your way to Hollywood in this Santa Fe passenger set. Each car (except the baggage car) has a detailed, lighted interior. The engine features authentic Santa Fe station announcements and CD-quality bell, horn, and diesel motor sounds. Add additional matching cars for even more fun — this twin-motored diesel has plenty of power to pull them!

F-3 M&M'S® Brand Diesel Train Set




In the days before air conditioning, eating chocolate in the summer was a messy affair. Legend has it that Forrest Mars Sr., son of the founder of the Mars Inc., got the inspiration for M&M'S® candy in the late 1930s. On a trip to Spain during the Spanish Civil War, he encountered soldiers eating pellets of chocolate encased in a hard sugary coating that prevented it from melting. Back at his kitchen, Mr. Mars invented the recipe for the M&M'S Plain Chocolate Candies just in time for M&M'S to become a favorite snack of American soldiers in World War II. In 1954 the famous slogan "The milk chocolate that melts in your mouth-not in your hand"® debuted in the first M&M'S candy TV ads, and in 1972 the candies became animated characters. Add the color and humor of the M&M Spokescandies to your own railroad with this twin-motored diesel freight set and additional M&M'S cars.

A powerful 50-watt Z-500 transformer and an easy-to-assemble 10-piece RealTrax oval are included with this set. Designed to grow as your layout grows, the transformer provides plenty of power for any additional cars you add behind your locomotive ensuring that this set is a great way to start your own model railroad empire.

®/™ M&M'S, the letter M and the M&M'S Characters are registered trademarks of Mars, Incorporated and its affiliates. ©MARS, Incorporated 2008

M&M'S® - F-3 Freight Train Set

30-4190-0 Horn & Bell \$229.95



M&M'S® - 4-Bay Cylindrical Hopper Car

30-75282 \$44.95



M&M'S® - Modern Tank Car

30-73266 \$49.95



M&M'S® Trolley



M&M'S® - Trolley Train Set
30-4191 \$129.95



M&M'S® - Halloween Box Car
30-74491 \$44.95



M&M'S® - Christmas Box Car
30-74490 \$44.95

M&M'S® may be the world's most well-traveled candies. They went to war with American soldiers in World War II, are available in over 200 countries, and were chosen by the first space shuttle astronauts to be part of their food supply. If you're one of the millions of M&M'S fans, you're sure to enjoy this colorful trolley with its automatic bump-reverse mechanism, which sends the trolley back in the other direction whenever it hits a bumper. Ready-to-run set includes trolley with interior illumination, as well as a circle of snap-together RealTrax and 20-watt UL-approved transformer.

®/™ M&M'S, the letter M and the M&M'S Characters are registered trademarks of Mars, Incorporated and its affiliates. ©MARS, Incorporated 2008



Burlington California Zephyr Passenger Set



True to its slogan "Everywhere West," the Chicago Burlington and Quincy Railroad stretched from the metropolis of Chicago through Wisconsin's dairylands, the Big Sky Country of Montana, the Rocky Mountains of Colorado, and the plains of Nebraska. While the Burlington, or the Q as it was often called, did much of its work hauling the products of farmers and ranchers, it was most famous for innovations in passenger travel. On April 4, 1934, it introduced America's first lightweight, streamlined, diesel-powered passenger train, the *Burlington Zephyr*. A decade later the Q premiered the first vista-dome car. Perhaps the best dome ride ever was on the *California Zephyr*, operated jointly by the Q, the Denver and Rio Grande Western, and the Western Pacific Railroad. The CZ departed from Chicago and conquered both the Rockies and the Sierra Nevada Mountains on its route to Oakland, California.

Imagine you're traveling through the snow-capped Sierra Nevadas with this *California Zephyr* passenger set. Turn out the lights and watch the headlight slice through the darkness, followed by a string of passenger cars with illuminated interiors. The powerful, twin-motored engine features diesel motor sounds, horn and bell, crew conversations, *California Zephyr* station announcements, and squealing brakes when you come to a stop.

Burlington California Zephyr Passenger Set
30-4196-1 Proto-Sound 2.0 \$329.95



Burlington - O-27 Streamlined Combine Car
33-6046 \$44.95



Burlington - O-27 Streamlined Full-Length Vista Dome Car
33-6044 \$44.95



Burlington - O-27 Streamlined Coach Car
33-6045 \$44.95



F-3 Santa Fe Diesel Freight Set



Santa Fe - F-3 Freight Train Set
30-4187-1 Proto-Sound 2.0 \$299.95

The Atchison, Topeka and Santa Fe Railway stretched from Chicago to the Gulf of Mexico and the Pacific Ocean. Almost everywhere in the Midwest and the Southwest, Santa Fe trains were a part of daily life, carrying passengers and freight for more than a century.



Santa Fe - Single Door Box Car
33-7421 \$24.95

Decorated in the Santa Fe's yellow and blue freight colors, Santa Fe diesels hustled freight across plains, through deserts, and over mountains until 1996, when the AT&SF merged with the Burlington Northern to form the Burlington Northern Santa Fe - which is today one of America's largest and most successful railroads.



Santa Fe - Stock Car
33-7706 \$24.99

Move the freight on your own railroad with this colorful Santa Fe set, headed by a powerful twin-motored diesel equipped with digital sound and the revolutionary speed control found only in M.T.H. locomotives. For even more fun, add extra cars decorated for the Santa Fe or other railroads, including a remote control dump car that delivers its load at your command.



Scale RS-3 Pennsy Diesel Freight Set



Once one of the largest builders of steam engines, the American Locomotive Company introduced its diesel RS "road switchers" in 1941, pioneering a look that would revolutionize diesel power. Unlike streamlined engines with a cab in front and a full-width body - like the Santa Fe F-3 diesels elsewhere in this catalog - the ALCo RS-series had narrow hoods and outside walkways with doors that opened into the engine compartment. Mechanics loved the engine because it was easier to service, and train crews liked the better visibility to the rear for switching moves. Electro-Motive Division, the largest diesel builder at the time, copied the road switcher, or "hood unit," configuration with its GP7 and GP9. The look of the diesel had changed forever, and most of today's engines are descendants of those early ALCo RS road switchers.

Recreate the diesel revolution on the mighty Pennsylvania railroad with this authentic 1950s freight set - complete with a unique Pennsy-style caboose and twin-motored RS-3 diesel featuring horn, bell, accurate ALCo diesel sounds, and freight yard sound effects for your hard-working railroad.

Pennsylvania - Scale RS-3 Deluxe Freight Train Set

30-4179-1 Proto-Sound 2.0 \$349.95



Pennsylvania - American Crane Car
30-79215 \$59.95



Pittsburgh Coal Company - 4-Bay Hopper Car
30-75283 \$39.95



Scale GP-9 Diesel Train Set



New York Central - Scale GP-9 Deluxe Freight Train Set
30-4188-1 Proto-Sound 2.0 \$349.95



New York Central - American Crane Car
30-79216 \$59.95

In the middle of the twentieth century, the New York Central was the second-largest railroad in the nation, exceeded only by the Pennsylvania Railroad. The Central's high-speed main lines and less-traveled secondary lines served the industrial heartland of America, from Boston and New York to Chicago and St. Louis. When the NYC replaced its nearly 5000 steam locomotives with diesels in the 1940s and 1950s, it painted its new engines in a dramatic "lightning stripe" scheme to symbolize the railroad's power and speed. And the most popular of those "first-generation" diesels - the locomotives that sent steam to the scrap heap - were the GP9 and its older brother, the GP7, made by the Electro-Motive Division of General Motors.

Move some heavy freight traffic on your own railroad with this highly detailed New York Central set. Its twin-motored GP9 diesel features authentic lightning stripe livery, complete with "zebra stripes" on the pilots for safety, to make the engine more visible to the switching crew. Our NYC "Geep" also features exhaust smoke, accurate bell, horn, and diesel motor sounds, and the freight yard sounds of a hard-working railroad.




New York Central - Gondola Car w/LCL Containers
30-72022 \$42.95



Amtrak Pacific Surfliner Passenger Train Set



Amtrak - Pacific Surfliner Passenger Train Set
30-4198-1 \$369.95






Probably no other train in the world offers a surfboard rack, but in southern California that's one of the features travelers expect. The Pacific Surfliner plies Amtrak's second-busiest route, the 347 miles from San Luis Obispo to San Diego via Los Angeles and Santa Barbara, much of it just feet from the Pacific Ocean. Only Amtrak's Washington-to-Boston Northeast Corridor boasts more passengers.

Introduced in 2000 as a partnership between Amtrak and the State of California, Pacific Surfliner service is designed specifically to attract passengers away from other forms of transportation, by offering frequent service, roomy and comfortable accommodations, decent food, and panoramic views of the Pacific coastline. In an age when travelers often feel like sardines packed in a can, the Surfliner is a "back to the future" idea, offering the enjoyable travel that trains were once famous for.

This M.T.H. Surfliner set is headed by an accurate model of Amtrak's F59PHI diesel, built by the Electro-Motive Division of General Motors. Our unique Proto-Speed Control™ lets you start your train so smoothly you won't spill a drop of water in the café car, and run steadily at any speed from a crawl to over 100 mph. The F59PHI's sound system features an authentic diesel motor, horn and bell, crew conversations, Surfliner station announcements, and squealing brakes when you stop the train. Operating headlights are provided for nighttime operation. Trailing the locomotive are high-level cars in accurate Surfliner colors with detailed, illuminated interiors. Day or night, this train is a beautiful thing to watch in action! For even more fun, add additional Surfliner cars; your twin-motored diesel has plenty of power to pull them.



Amtrak - Surfliner Pacific Business Class Car
30-6510 \$49.95



Amtrak - 2-Car Surfliner Coach and Coach/Cafe Set
30-6509 \$99.95



Rugged Rails® Separate Sale Engines

Dash-8 Diesel Engine w/Operating Horn & Bell

In the late 1980s, as General Electric and General Motors' Electro-Motive Division engaged in heated competition (that continues today) for marketshare in the high horsepower category, GE announced the Dash-8 class of diesel locomotives.

Although the first demonstrator version had only 3,200 hp, most of the Dash-8s had 4,000 hp when delivered. Because GE builds its diesel locomotives in five modules, it was able to customize its Dash-8s for each buyer to an unusual degree. Some railroads ordered their Dash-8s with the conventional narrow cabs, while other opted for the wider safety or comfort cabs. Some Dash-8s have 4-wheel trucks, and other have 6-wheel trucks. All this variety means that these diesels, which were

designed for fast freight duty, are also well suited for Amtrak's passenger service. Despite their many differences, all Dash-8s share microprocessor control. The microprocessor, a small computer, regulates rpm, fuel injection volume, generator excitation, and many other operational features to make the engines run more efficiently than any diesel ever had before them.

M.T.H. is proud to return this rugged American prototype to our Rugged Rails lineup in a variety of roadnames that are sure to please. These well-detailed O-27 models feature twin motors, an electronic horn and bell and all-metal die-cast trucks, wheels and axles for years of operating enjoyment.

Features:

- Intricately Detailed ABS Body
- Colorful Paint Scheme
- (2) Operating Metal Couplers
- Metal Chassis
- Metal Handrails and Decorative Horn
- Metal Wheels, Axles and Gears
- (2) Precision Flywheel Equipped Motors
- Operating Horn
- Operating Bell
- Operating Headlight
- Unit Measures: 14 1/2" x 2 1/2" x 3 1/2"
- Operates On O-27 Curves



Amtrak - Dash-8 Diesel Engine w/Operating Horn & Bell
33-2032-1 \$149.95

ADD A MATCHING PASSENGER SET - PAGE 39



Canadian Pacific - Dash-8 Diesel Engine w/Operating Horn & Bell
33-2031-1 \$149.95



BNSF - Dash-8 Diesel Engine w/Operating Horn & Bell
33-2030-1 \$149.95

FA-2 A-Unit Diesel w/Horn & Bell

The American Locomotive Company, one of the nation's premier steam locomotive builders, joined forces with Schenectady, New York neighbor General Electric to build the first standardized diesel-electric locomotives in the 1920s. But when the diesel revolution began in earnest after World War II, dependability problems with Alco's model 244 prime mover doomed the company to forever playing second fiddle to industry leader EMD.

The brawny good looks of Alco's FA and PA cab units, however, have endeared them to railfans and modelers for more than half a century. Many would argue that Alco's FA-1 and successor FA-2 diesels were both hand-

somer and more powerful looking than their major competitors, EMD's F3 and F7 "covered wagons." A signature feature of Alco cab units was the striking ribbed grille surrounding the headlight.

While Alco FA's were sold primarily as freight haulers, they did have room for a passenger-service steam generator at the rear of the engine compartment. Compared with the FA-1, the FA-2 was slightly longer to accommodate a larger steam generator and just a bit more powerful, developing 1600 hp. Alco built FA-2s and cabless FB-2 boosters from 1950 through 1956.

Features:

- Operating Headlight
- Intricately Detailed ABS Body
- Metal Wheels, Axles and Gears
- (2) Operating Metal Couplers
- Die-Cast Truck Sides & Pilots
- Colorful Paint Scheme
- Metal Chassis
- (2) Precision Flywheel Equipped Motors
- Operating Horn & Bell
- Unit Measures: 12 1/8" x 2 1/2" x 3 1/2"
- Operates On O-31 Curves



New York Central - FA-2 A-Unit Diesel w/Horn & Bell
33-2033-0 \$149.95

ADD A MATCHING PASSENGER SET - PAGE 39



Union Pacific - FA-2 A-Unit Diesel w/Horn & Bell
33-2034-0 \$149.95

ADD A MATCHING PASSENGER SET - PAGE 39

Rugged Rails® Rolling Stock



Western Maryland - Tank Car
33-7320 \$24.95



Isaly's - Tank Car
33-7323 \$24.95



Milwaukee Road - Tank Car
33-7322 \$24.95



Great Northern - Tank Car
33-7321 \$24.95



Southern - 3-Bay Covered Hopper Car
33-7512 \$24.95



Union Pacific - 3-Bay Covered Hopper Car
33-7509 \$24.95



New Haven - Single Door Box Car
33-7422 \$24.95



Baltimore & Ohio - Single Door Box Car
33-7419 \$24.95



New York Central - Single Door Box Car
33-7420 \$24.95

Featuring:

- Intricately Detailed Durable ABS Body
- Metal Wheels and Axles
- Die-Cast 4-Wheel Trucks
- Operating Die-Cast Metal Couplers
- Fast-Angle Wheel Sets
- Needle-Point Axles
- Operates On O-27 Curves

Pennsylvania - Stock Car
33-7705 \$24.99



Pennsylvania - 3-Bay Covered Hopper Car
33-7510 \$24.95



Grand Trunk Western - 3-Bay Covered Hopper Car
33-7511 \$24.95

Rugged Rails® Rolling Stock



Canadian Pacific - Gondola Car w/LCL Containers
33-7207 \$24.95



Lehigh Valley - Gondola Car w/LCL Containers
33-7206 \$24.95



Railway Express - Gondola Car w/LCL Containers
33-7209 \$24.95



Chessie - Gondola Car w/LCL Containers
33-7208 \$24.95



Southern Pacific - Flat Car w/'71 Plymouth GTX
33-7615 \$24.95



New York Central - Steel Caboose
33-7807 \$29.95



Pennsylvania - Steel Caboose
33-7808 \$29.95



Union Pacific - Steel caboose
33-7809 \$29.95



Santa Fe - Steel Caboose
33-7810 \$29.95



Missouri Pacific - Flat Car w/'57 Chevy Belair
33-7617 \$24.95



New York Central - 4-Car O-27 Madison Passenger Set
33-6236 \$179.95



Pullman - 4-Car O-27 Madison Passenger Set
33-6238 \$179.95



Pennsylvania - 4-Car O-27 Madison Passenger Set
33-6237 \$179.95



Pullman - 4-Car O-27 Streamlined Passenger Set
33-6049 \$179.95



Amtrak - 4-Car O-27 Streamlined Passenger Set
33-6047 \$179.95



New York Central - 4-Car O-27 Streamlined Passenger Set
33-6048 \$179.95



Union Pacific - 4-Car O-27 Streamlined Passenger Set
33-6050 \$179.95



New York Central - Flat Car w/'48 Ford Woody Pick-Up
33-7614 \$24.95



Southern - Flat Car w/'57 Ford Ranchero
33-7616 \$24.95

No. 384 Standard Gauge Lehigh Valley Steam

What is Tinplate?

In any scale or gauge, model railroading can be a time machine, taking us back to the trains of another era and the world they inhabited. But only in tinplate do the models themselves hark back to the toys of another period, the pre-World War II decades of the twentieth century. Tinplate trains are the toys of a time when silent movies and then radio were among the chief forms of entertainment — a period when playthings and entertainment were not intended to be realistic, but to serve as springboards for a child's imagination. Like the original toys of that bygone era, M.T.H. Tinplate Traditions™ models are made of stamped and die-cast metal and finished in bright metal plating and shiny baked enamel paint.


Today M.T.H. is the only company in the world offering a full line of Standard Gauge and O Gauge tinplate trains, track, and accessories that faithfully duplicate the magic of the pre-war tinplate era. See our latest Tinplate Traditions catalog online at www.mthtrains.com.



Lehigh Valley - 330 Series Baggage Car
10-5093 \$149.95



Lehigh Valley - 330 Series Passenger Car
10-5094 \$149.95




Passenger Set



Lehigh Valley - No. 384 Std. Gauge Steam Passenger Set
10-1298-1 Proto-Sound 2.0 \$599.95

Standard gauge steam engines like the 384 were not so much scale models of real locomotives, but cartoon-like caricatures: wildly oversized drivers, bright brass or nickel trim, colorful, gleaming paint, and a cast iron frame topped by a sheet metal boiler and cab. Our Tinplate Traditions Lehigh Valley passenger set replicates the magic of the tinplate trains that gladdened the heart of many a child in the early decades of the 20th century.

The bright colors of this set are inspired by Lehigh Valley's classic diesel paint schemes that reproduce quite nicely on this Tinplate classic. Thanks to Proto-Sound 2.0 electronics, our 384 steamer delivers smoother operation than any original standard gauge locomotive, as well as huge plumes of puffing smoke — timed to the driver's revolutions — and a clanging bell and wailing whistle guaranteed to delight children of all ages. Our replica of the 384 is trailed by two Lehigh Valley passenger cars decorated with bright metal trim and colorful baked enamel paint.



No. 384 Std. Gauge Steam Freight Set



The No. 384 steam locomotive has long been considered one of the stalwarts of classic standard gauge locomotives. Like most rare collector items, the No. 384's attractiveness can be attributed to its many multiple uses during the heyday of the Tinplate era. Now returning to life with contemporary electronics and an authentic paint scheme, the No. 384 Set will perform like no traditional standard gauge locomotive thanks to the power and performance of Proto-Sound 2.0.

Nothing says tradition like the sight of a tinplate engine running, but no tinplate train of the past could equal today's M.T.H. Tinplate Traditions models. Huge plumes of puffing smoke - timed to the driver's revolutions - a clanging bell so realistic you'll swear it's in the room with you and a wailing whistle that brings tingles to your arms await the owner of this magnificently decorated tinplate treasure. Mated up with reproductions of two 200 Series freight cars, this exciting freight set will quickly become a favorite of any Tinplate Traditions fan.

Christmas - No. 384 Std. Gauge Steam Freight Set
10-1299-1 Proto-Sound 2.0 \$599.95



Christmas - 500 Series Std. Gauge Reefer Car
10-2233 \$99.95



Christmas - 500 Series Std. Gauge Box Car
10-2236 \$99.95



Christmas - 330 Series Passenger Car
10-5090 \$149.95



Christmas - 330 Series Baggage Car
10-5077 \$149.95



260E O-Gauge Christmas Steam Freight Set



Christmas - 260E O-Gauge Steam Freight Train Set
10-3036-1 Proto-Sound 2.0 \$599.95



Christmas - 2800 Series O Gauge Reefer Car
10-8077 \$79.95



Christmas - 2800 Series O Gauge Tank Car
10-8079 \$79.95



Brighten your house for the holidays with the gleaming sheet metal beauty of the tinplate era. This holiday freight set harks back to the era between the two World Wars, when toy trains indeed looked like toys. The original 260E locomotive, produced by Lionel® through 1935, represented the last hurrah of tinplate. Within a few years, most toy trains would be far more realistic — if less charming — plastic and die-cast models of real-life trains.

Decorated with bright metal trim and colorful baked enamel paint, this freight set runs on the same O gauge RealTrax as every RailKing model in this catalog. And while its exterior is pure 1930s, thanks to Proto-Sound 2.0 electronics our 260E steamer delivers smoother operation than any original tinplate locomotive, as well as huge plumes of puffing smoke — timed to the driver's revolutions — and a clanging bell and wailing whistle guaranteed to delight children of all ages.

260E B&O Steam O-Gauge Freight Set



Like its larger standard gauge cousins, this Baltimore & Ohio Railroad steam set embodies the gleaming sheet metal beauty of the tinplate era. Lionel® spared no hyperbole in introducing the original 260E locomotive in 1930: "Boys - here is the most remarkable "O" Gauge Steam Type Locomotive that has ever been produced. Dozens of blue prints and photographs of famous new locomotives from railroads all over the country were examined, and the best features of each were utilized by Lionel's Engineering Department in designing this locomotive. It is built for speed and power. It is low, long, graceful and sturdy. Complete with its Pacific type oil-burning tender, it represents a miracle of model railroad engineering. It will be the pride of every boy who owns one."

Baltimore & Ohio - 260E O-Gauge Steam Freight Train Set
10-3037-1 Proto-Sound 2.0 \$599.95



Baltimore & Ohio - 2800 Series O Gauge Reefer Car
10-8076 \$79.95

Unlike the original, our replica of the 260E produces huge plumes of puffing smoke as well as clanging bell, wailing whistle, and deep chuffing sounds appropriate for what Lionel called its "Mogul of the Rails." Our 260E is also outfitted with a "Latch-Type" Proto-Coupler™ that can be remotely activated by the transformer to uncouple from its trailing three freight cars, each decorated with bright metal trim and colorful baked enamel paint.



Baltimore & Ohio - 2800 Series O Gauge Tank Car
10-8078 \$79.95



No. 384 Std. Gauge NYC Steam Freight Set



New York Central - No. 384 Std. Gauge Steam Freight Set
10-1300-1 Proto-Sound 2.0 \$599.95



New York Central - 500 Series Std. Gauge Reefer Car
10-2232 \$99.95



New York Central - 500 Series Std. Gauge Box Car
10-2234 \$99.95



The No. 384 steam locomotive has long been considered one of the stalwarts of classic standard gauge locomotives. Like most rare collector items, the No. 384's attractiveness can be attributed to its many multiple uses during the heyday of the Tinplate era. Now returning to life with contemporary electronics and an authentic paint scheme, the No. 384 Set will perform like no traditional standard gauge locomotive thanks to the power and performance of Proto-Sound 2.0.

Nothing says tradition like the sight of a tinplate engine running, but no tinplate train of the past could equal today's M.T.H. Tinplate Traditions models. Huge plumes of puffing smoke - timed to the driver's revolutions - a clanging bell so realistic you'll swear it's in the room with you and a wailing whistle that brings tingles to your arms await the owner of this magnificently decorated tinplate treasure. Mated up with reproductions of two 200 Series freight cars, this exciting freight set will quickly become a favorite of any Tinplate Traditions fan.

Rugged - Realistic - Reliable

At M.T.H. we believe a track system should allow your model railroad empire to grow. The RealTrax system includes 72 different components for maximum expansion capabilities. You'll find bridges, curves of all sizes, elevated and graduated trestles, crossovers, and every straight and curved configuration you'll need to create your own model railroad empire. And every piece of RealTrax is rugged, realistic, and reliable so you can have fun running your trains.

Rugged

Because most toy train empires begin on a carpet or floor, RealTrax is designed to hold up to the rigors of childhood play. Strong snap-together connections make it easy to assemble or change a layout in minutes. And the built-in roadbed helps keep dirt on the floor away from the wheels and gears of your trains.



Realistic


With its realistic cross-ties and ballasted roadbed, RealTrax looks like the mainline track used by heavy freights and high-speed passenger trains. Unlike older O gauge track with a round cross section, RealTrax uses flat-top "T"-rail like a real railroad.

Reliable

Nickel silver rail ensures that RealTrax will never rust. Spring-loaded phosphor bronze contacts provide superior electrical connections between track sections. The contacts are spring loaded to maintain a solid connection over time and are highly resistant to corrosion of any kind. Similar materials are used in many electrical connections around your home, such as lamps, battery-operated appliances, and electrical outlets.



RealTrax switches feature the same durable construction as regular RealTrax sections and utilize long-lasting switch motors that provide precise throws every time. The reversible motor mechanism quickly snaps onto the other side of the switch if space is a problem. No disassembly of the switch is required! Lighted switch controllers allow you to throw a switch remotely from a distance, and lights on the controller indicate which direction the switch is thrown - green for straight and red for curved.



REALTRAX®
BY M.T.H. ELECTRIC TRAINS

IT TAKES **EIGHT O-31 CURVES** TO MAKE A CIRCLE.
IT TAKES **TWELVE O-42 CURVES** TO MAKE A CIRCLE.
IT TAKES **TWELVE O-54 CURVES** TO MAKE A CIRCLE.
IT TAKES **SIXTEEN O-72 CURVES** TO MAKE A CIRCLE.
IT TAKES **SIXTEEN O-82 CURVES** TO MAKE A CIRCLE.



RealTrax 3.5" Track Section
40-1018 \$3.50



RealTrax 4.25" Track Section
40-1017 \$3.50



RealTrax 5.0" Track Section
40-1016 \$3.50



RealTrax 5.5" Track Section
40-1012 \$3.50




RealTrax 10" Straight Track Section
40-1001 \$3.99




RealTrax - 10" Ground Track (2 pieces per pack)
40-1068-2 \$7.99

Crossover & Operating Sections




RealTrax - 90* Crossover Track
40-1006 \$19.95




RealTrax - 45* Crossover Track
40-1007 \$19.95



RealTrax - Operating Track Section
40-1008 \$29.95



RealTrax - Adapter Track Section
40-1011 \$7.99



RealTrax - 10" Insulated Straight Track Section Set
40-1029 \$7.99



RealTrax - 30" Straight Track Section
40-1019 \$10.99



RealTrax O-31 Half Curve Track
40-1022 \$3.50



RealTrax O-42 Half Curve Track
40-1045 \$3.99



RealTrax O-54 Half Curve Track
40-1057 \$4.99



RealTrax O-72 Half Curved Track Section
40-1049 \$4.99



RealTrax O-31 Curved Track Section
40-1002 \$3.99



RealTrax O-42 Curved Track Section
40-1042 \$3.99




RealTrax - O-54 Curved Track Section
40-1054 \$4.99




RealTrax- O-72 Curved Track Section
40-1010 \$4.99




RealTrax- O-82 Curved Track Section
40-1082 \$5.99




RealTrax - O-31 Switch (RH)
40-1004 \$59.95



RealTrax - O-31 Switch (LH)
40-1005 \$59.95



RealTrax - O-42 Switch (RH)
40-1043 \$64.95




RealTrax - O-42 Switch (LH)
40-1044 \$64.95



RealTrax - O-54 Switch (R)
40-1055 \$69.95




RealTrax - O-54 Switch (L)
40-1056 \$69.95



RealTrax - O-72 Switch (RH)
40-1020 \$79.95



RealTrax - O-72 Switch (LH)
40-1021 \$79.95



RealTrax- O-72 Wye Switch
40-1068 \$79.95



RealTrax - 8-Piece Elevated Trestle System
40-1034 \$19.95



RealTrax - 24-Piece Graduated Trestle System
40-1033 \$29.95



RealTrax - 8-Piece Catenary System
40-1035 \$149.95

RealTrax - 4-Piece Add-On Catenary System
40-1036 \$79.95

RealTrax - Catenary Hardware Pack
40-1039 \$19.95

Catenary Features:

- Compatible with RealTrax® or any other O-Gauge Track
- Removable RealTrax® Lock-On Base Connection
- Thumbscrew Power Terminals
- Adjustable Pole Spacing
- Adjustable Messenger Beam Height
- Adjustable Wire Positioning
- Base Mounting Screws Included




Weathered Catenary Shown for Effect



RealTrax - Non-Slip Track Pads (50/pack)
40-1046 \$7.95

RealTrax - Track Clips (24)
40-1041 \$7.95

RealTrax - Lighted Lockon
40-1003 \$4.99




RealTrax - Track Activation Device (I.T.A.D.)
40-1028 \$19.95



48 RealTrax - Lighted Bumper
40-1024 \$12.95




Layout Builders




RealTrax - Layout Builder (8 Pcs)
40-1023 \$24.95
(Contains: (2) 3.5" Half Tracks, (2) 4.25" Half Tracks, (2) 5.0" Half Tracks, (2) 5.5" Half)



RealTrax - Right Hand Track Siding Layout Builder
40-1027 \$84.95
(Contains (1) Right-Hand O-31 Switch, (4) 10" Straights, (1) O-31 Curve, (1) RealTrax™ Bumper)



RealTrax - Grade Crossing
40-1009 \$9.95



RealTrax - Figure 8 Layout Builder
40-1025 \$49.95
(Contains: (4) O-31 Curves, (4) 10" Straights, (1) Lighted Lockon, (1) 90 Degree Crossover)



RealTrax - Left Hand Track Siding Layout Builder
40-1026 \$84.95
(Contains (1) Left-Hand O-31 Switch, (4) 10" Straights, (1) O-31 Curve, (1) RealTrax Bumper)



RealTrax - O-72 Wye Switch Spur Layout Builder
40-1069 \$134.95
(Contains (1) O-72 Wye Switch, (6) 10" Straight Track Sections, (2) RealTrax Lighted Bumpers, (2) O-72 Half Curve Track Sections)



- O Bridge Girder - Rust**
40-1032 \$19.95
- O Bridge Girder - Silver**
40-1014 \$19.95
- O Bridge Girder - Black**
40-1051 \$19.95



Power & Track Pack
40-1071 \$149.95

**100 WATT
POWER SUPPLY!**



- O 2-Track Steel Arch Bridge - Rust**
40-1058 \$89.95
- O 2-Track Steel Arch Bridge - Silver**
40-1062 \$89.95
- O 2-Track Steel Arch Bridge - Black**
40-1060 \$89.95




- O 2-Track Bridge Girder - Rust**
40-1059 \$29.95
- O 2-Track Bridge Girder - Silver**
40-1063 \$29.95
- O 2-Track Bridge Girder - Black**
40-1061 \$29.95




O Subway Trestle Bridge
40-1048 \$19.95



- O Steel Arch Bridge - Rust**
40-1031 \$59.95
- O Steel Arch Bridge - Silver**
40-1013 \$59.95
- O Steel Arch Bridge - Silver**
40-1050 \$59.95



8 Piece Elevated Subway Trestle Set
40-1047 \$19.95



Tunnel Portal - Double
40-9015 \$19.95



Tunnel Portal - Single
40-9014 \$14.95



- 90 Degree 031 Curved Tunnel**
40-1072 \$59.95
- 90 Degree 036 Curved Tunnel**
40-1073 \$59.95

**FULLY SCENICED,
READY TO USE!**



Over & Under Tunnel
40-1070 \$59.95

TRACK, TRAIN & TRESTLES NOT INCLUDED

ScaleTrax™


ScaleTrax™ by MTH Electric Trains is the ultimate track layout solution for which detail-oriented scale 3-rail model railroaders are searching. No longer will an O Gauge modeler have to accept the "tubular" track look because ScaleTrax™ offers maximum accuracy and the exceptional quality of MTH products. They are perfect for your authentic looking layout.

Each ScaleTrax™ track section features two solid extruded authentically profiled Nickel Silver rails and one inconspicuous solid extruded center rail - all affixed to accurately sized and spaced track ties. No longer will your consists ride too high off the ground. Best of all, the end-of-rail electrical connectors come pre-welded to the underside of each section. There simply is no need to plug in your soldering iron when using ScaleTrax™.


Whether assembling your first layout, adding to a present layout, or replacing your old track, ScaleTrax™ is the most rugged, realistic, scale proportioned, easy-to-use 3-rail scale O-gauge track system available.




IT TAKES **EIGHT O-31 CURVES** TO MAKE A CIRCLE.
 IT TAKES **TWELVE O-54 CURVES** TO MAKE A CIRCLE.
 IT TAKES **SIXTEEN O-72 CURVES** TO MAKE A CIRCLE.
 IT TAKES **SIXTEEN O-80 CURVES** TO MAKE A CIRCLE.



ScaleTrax™ - 5.0" Track Section
45-1013 \$3.50




ScaleTrax™ - 5.5" Track Section
45-1014 \$3.50




ScaleTrax™ - 10" Straight Track Section
45-1001 \$3.99




ScaleTrax™ - 1.75" Track Section
45-1011 \$2.49



ScaleTrax™ - 4.25" Track Section
45-1012 \$3.50



ScaleTrax™ - 30" Track Section
45-1019 \$10.99




ScaleTrax™ - 30" FlexTrack Section
45-1049 \$9.95


Crossover Sections



ScaleTrax™ - 22.5* Crossing
45-1015 \$19.95



ScaleTrax™ 45* Crossing
45-1006 \$19.95



ScaleTrax™ - 90* Crossing
45-1005 \$19.95



ScaleTrax™ - 15" Operating Track Section
45-1035 \$19.95




ScaleTrax™ - Lockon
45-1033 \$3.99




ScaleTrax™ - O-31 Curved Track Section
45-1002 \$3.99



ScaleTrax™ - O-54 Curved Track Section
45-1007 \$3.99



ScaleTrax™ - O-72 Curved Track Section
45-1010 \$4.99




ScaleTrax™ - O-80 Curved Track Section
45-1034 \$5.99



ScaleTrax™ Bumper
45-1025 \$15.95




ScaleTrax™ - ITAD
45-1028 \$29.95




ScaleTrax™ - No. 6 Switch (LH)
45-1052 \$69.95

ScaleTrax™ - No. 6 Switch (RH)
45-1053 \$69.95




ScaleTrax™ - No. 4 Switch (LH)
45-1050 \$59.95

ScaleTrax™ - No. 4 Switch (RH)
45-1051 \$59.95




ScaleTrax™ - O-31 Switch (RH)
45-1004 \$49.95

ScaleTrax™ - O-31 Switch (LH)
45-1003 \$49.95



ScaleTrax™ - O-72 Switch (RH)
45-1020 \$49.95

ScaleTrax™ - O-72 Switch (LH)
45-1021 \$49.95



ScaleTrax™ - O-54 Switch (RH)
45-1009 \$49.95

ScaleTrax™ - O-54 Switch (LH)
45-1008 \$49.95

Standard Gauge Track & Accessories



Std. Gauge Track - 1/2 Reg. Straight
10-1034 \$2.99



Std. Gauge Track - Reg. Straight
10-1038 \$3.99



Std. Gauge Track - 36" Extra Ties Straight
10-1045 \$7.99



Std. Gauge Track - 36" Reg. Straight
10-1036 \$6.99



Std. Gauge Track - Straight w/Extra Ties
10-1040 \$4.49



Std. Gauge Track - 42" Dia. Reg. Curved
10-1039 \$3.99



Std. Gauge Track - 42 Reg. 1/2 Curved
10-1035 \$2.99




Std. Gauge Track - 72" Dia. Wide Radius Curve
10-1041 \$4.49




Std. Gauge Track - 84" Dia. Curved
10-4020 \$4.99



O/Std. Gauge Lighted Lockon
10-1021 \$3.99



Std. Gauge 90* Crossover
10-4006 \$49.95




Std. Gauge Track Bumpers
10-4005 \$49.95



Aluminum - #63 Lamp Post Set
10-1108 \$39.95

The standard gauge track on this page has rails spaced 2 1/8" apart, while the O gauge track pictured elsewhere in this catalog has a gauge of 1 1/4".

IT TAKES **TWELVE 42" CURVES** TO MAKE A CIRCLE.
IT TAKES **SIXTEEN 72" CURVES** TO MAKE A CIRCLE.
IT TAKES **SIXTEEN 84" CURVES** TO MAKE A CIRCLE.



Std. Gauge Switch - Right Hand 42
10-4001 \$79.95


Std. Gauge Switch - Left Hand 42
10-4002 \$79.95

Std. Gauge Switch (Wide Radius) - Right Hand 72
10-4003 \$89.95

Std. Gauge Switch (Wide Radius) - Left Hand 72
10-4004 \$89.95

Black Base - Std. Gauge Switch - Right Hand 42
10-4101 \$79.95

Black Base - Std. Gauge Switch - Left Hand 42
10-4102 \$79.95



Track Activation Device (TAD)
10-1037 \$9.95



Small Oil Drum Set
10-4019 \$19.95

Operate your RailKing accessories or any manufacturer's trackside accessories with this easy-to-use track activation device (TAD) for tubular track. Simply slide the TAD under your tubular track section, dial in the weight setting of your consist, wire up the connectors to your accessory and you're ready for hands-free accessory operation!

No. 55 Airplane & No. 49 Airport Set w/ Mat



Red & Silver - No. 55 Airplane & No. 49 Airport Set w/Mat
10-4017 \$799.95



No. 49 Airport Mat
10-4017a \$59.95

Features

- Stamped Metal Construction
- Fully Assembled
- Fully Painted
- Built-In Power Supply
- Colorful Airport Mat
- Lightweight, Self-Powered Airplane
- Flight Controller Joystick
- Includes 60" Cardboard Display Base
- Unit Measures: 59" x 59" x 30"



192 Villa Set
10-4072 \$199.95

#191 Villa
10-4073 \$69.95



Pennsylvania - AF Std. Gauge Switch Tower
10-4062 \$299.95



Green/Cream/Maroon - AF Std. Gauge Switch Tower
10-4053 \$299.95



No. 85 Race Car Set



Red & Yellow No. 85 Race Car Set
10-4027 \$699.95

Blue & Green No. 85 Race Car Set
10-4058 \$699.95



Straight Race Car Track Section
10-4028 \$19.95



Inside Curve Race Car Track Section
10-4029 \$19.95



Outside Curve Race Car Track Section
10-4030 \$19.95

Features

- (2) Stamped Metal Race Cars
- (2) Race Car Figures
- Start/Finish Line
- 4 Straight Track Sections
- 7 Inside Curve Sections
- 7 Outside Curve Sections
- 1 Power Inside Curve Section
- 1 Power Outside Curve Section
- Track Oval Measures 43 1/2" x 57 3/4"
- Operates With Any AC Output Transformer
- Inner Loop Measures: 36 1/4" x 50"
- Outer Loop Measures: 43 1/2" x 57 3/4"

Transformers



While the power pack that comes with every RailKing Ready-To-Run set provides plenty of power to operate your set & several additional cars, you'll find as you add more track, cars, & accessories to your layout that you need more power to keep everything running. Fortunately, RailKing has you covered.

If you want to power up gradually, you can purchase additional 50-watt Z-500™ or 100 watt Z-1000™ transformers as the need arises. Featuring a U.L. approved design, each model utilizes a separate controller which contains bell, horn & direction buttons that can control any manufacturer's locomotives & sound systems including Proto-Sound equipped steam, diesel & electric locomotives.

If you want to max out your power potential, the 400-watt Z-4000® is the most powerful transformer to receive the UL-listing for the model railroading hobby. The Z-4000 has two separate throttles to let you power two different tracks, & it has two fixed power outputs you can use for operating accessories. A single Z-4000 will power a lot of layout.

400 WATTS! The Most POWERFUL U.L. Listed Transformer!

Why the U.L. Listing?

M.T.H. Electric Trains is committed to manufacturing safe, U.L. approved transformers and power supplies. By subjecting our transformers to the strenuous tests and requirements of the U.L. laboratories, M.T.H. helps ensure that these products meet the same requirements as other consumer electronics sold today. When choosing a new transformer, model railroaders should only look for those that have received a U.L. listing.



Z-4000 Transformer
40-4000 \$429.95

Features

- U.L. Listed to U.S. & Canadian Standards
- Pure Sine AC Wave Power Signal
- (2) 21 Volt Variable Track Outputs
- (1) 14 Volt Fixed Output
- (1) 10 Volt Fixed Output
- Internal Cooling Fan
- On/Off Power Switch
- Power and Overload Indicator Lights
- Compatible As A Power Source For All O Gauge AC-Powered Locomotives & Accessories
- Circuit Breaker Protection For Each Output
- Voltage LED Displays
- Amperage LED Displays
- Measures: 8 3/4" x 14 3/4" x 11 1/8"

Z-500 Features

- U.L. Approved AC Power Supply
- 50 Watts Max Power Output
- Controller LED On Light
- Smooth Operating Throttle Knob
- Built-In Circuit Breaker Protection
- Individual Bell, Horn and Direction Buttons



Z-500™ Transformer
40-500 \$59.95

The most reliable entry level Ready-to-Run train set transformer you can find, the Z-500 boasts 50 watts of power in a U.L. approved design. It's robust design will provide years of service & power enough for any starter set to a moderate size layout. Available in some RailKing starter sets and sold separately, the Z-500 is the perfect solution to start an O Gauge layout.

Perfect for Lighted Accessory Power Needs!

Z-DC1™ Transformer
40-200 \$19.95



Z-DC1 Features

- U.L. Approved DC Power Supply
- 20 Watts Max Power Output
- Smooth Operating Throttle Knob
- Built-In Circuit Breaker Protection

Z-1000 Transformer
40-1000 \$99.95



The Z-1000 shares the 500's controller but we've upped the power to 100 watts and added separate 14v Accessory Ports so that trackside lights, buildings or switches can be powered with consuming your on-track power. The Z-1000 is the preferred power supply for model railroads that start small and then expand. It can be found in most RailKing Ready-to-Run starter sets.

Z-1000 Features

- U.L. Approved AC Power Supply
- 100 Watts Max Power Output
- Controller LED On Light
- Smooth Operating Throttle Knob
- Built-In Circuit Breaker Protection
- Individual Bell, Horn and Direction Buttons
- 14v Accessory Port



TIU/Barrel Jack Adapter Cable
50-1017 \$9.95



DCS™ users who don't need a conventional transformer and controller can use this 100 watt power supply for small and moderate sized layouts. Featuring a U.L. approved design & separate 14v AC Accessory Port, its robust design will provide years of service, Use the optional TIU/Barrel Jack adapter to make connecting it to the DCS Track Interface Unit quick and easy.

100-Watt Accessory Power Supply
40-1000a \$79.95



RealTrax Wire Harness
40-1015 \$4.99



SIMPLY THE BEST WAY TO

There is a new way of controlling model railroads today that you've got to see to believe. It's called DCS (for Digital Command System) and it's the most revolutionary product to hit model railroading since locomotives first became equipped with sound!

Unlike traditional or conventional means of operating a model railroad, command systems allow the user to independently control each engine even if other engines are on the same track at the same time. The concept has been around since the early 1990's, but only DCS makes it simple and easy to use — thanks to its state-of-the-art technology and intuitive interface.

Upgrading to DCS unlocks more features than you'll find in any other command control operating system — features that are factory-installed in every Proto-Sound 2.0 train set locomotive. Here's just a partial list of what DCS offers:

WIRELESS HANDHELD THROTTLE

Run your whole railroad — locomotives, accessories, everything — from one or more DCS handheld remotes. An LCD screen indicates which engine you're controlling and its current speed, adjustable in one-scale-mile-per-hour increments. Program engines and accessories on the same screen. For nighttime operation, turn on the screen's backlight.

COMMAND CONTROL

Operate up to 99 DCS-equipped engines independently at the same time on the same electrically continuous track — using one or several DCS wireless handheld remotes. When you have guests, give each visitor a DCS handheld and let them control their own engine. Just like the prototype, you can double-head locomotives, add or drop helper engines, or bring a train into the station with a mainline engine and then have a switcher break up the consist.

PROTO-SOUND 2.0 ENGINE SOUNDS

DCS offers individual control of dozens of sounds built into every M.T.H. locomotive. Rev the diesel motor up manually before moving your train. Activate auxiliary sounds such as steam letoff and crew conversations. Whistle, bell, and steam chuff or diesel prime mover sounds even have independently adjustable volume control.

TRAIN SOUNDS

Add ambience to your railroad with the variety of train sounds built into Proto-Sound 2.0. The DCS handheld gives you access to effects such as wheel clickety-clack, coupler opening sounds, and the Doppler effect of a train passing by. DCS also offers one-button activation of the Passenger Station or Freight Yard Proto-Effects built into every Proto-Sound 2.0 locomotive.



EVERY PROTO-SOUND 2.0 TRAIN SET LOCOMOTIVE IS ALREADY EQUIPPED TO RUN ON DCS



DCS Remote Control System
50-1001 \$299.95

DCS COMPONENTS



DCS Remote Control - Handheld Unit
50-1002 \$149.95



DCS Accessory Interface Unit (AIU)
50-1004 \$99.95



DCS Track Interface Unit (TIU)
50-1003 \$179.95

Proto-Sound Battery
50-1008 \$9.95

AA NiCad Proto-Sound Battery
50-1024 \$9.95

Proto-Sound 2.0 Battery Charger
50-1019 \$14.95

TIU/TMCC 6' Connector Cable
50-1018 \$19.95

6' Mini-to-Mini Cable
50-1009 \$9.95

TIU/Barrel Jack Adapter Cable
50-1017 \$9.95

24-Port Terminal Block
50-1020 \$29.95

12-Port Terminal Block
50-1014 \$19.95

Video Guide To DCS - DVD
60-1191 \$19.95

RUN A RAILROAD

SMOKE CONTROL

Adjust the smoke intensity for a steam or diesel engine at any time from the DCS remote.

CONSTANT LIGHTING

Because DCS operates with a constant voltage on the rails (most operators use 18 volts), engine, caboose, and passenger car lights are always on at a constant intensity. No more "lights-out" when a passenger train arrives at a station!

PROGRAMMABLE OPERATION

Record up to 90 minutes of DCS speed, direction, and sound commands as a program that your engines can repeat on demand. Use this feature to run trains automatically on one part of your railroad while you manually control another area.

UPGRADABLE SOFTWARE

Unlike any DCC or any other command system, DCS is designed to be upgradable over the Internet. The latest software can be downloaded to any DCS system ever made,

so new features can be added and your investment will not become obsolete.

TMCC® COMPATIBILITY

Add a Lionel® Command Base to your DCS system and you can run engines equipped with TMCC® (Lionel's TrainMaster® Command Control) side-by-side with DCS engines - all from the DCS handheld controller. If you prefer, you can even use a Lionel CAB-1® handheld to control TMCC engines at the same time you're controlling Proto-Sound engines with the DCS controller.

LISTEN TO YOUR FAVORITE TUNES WITH PROTO-CAST™

DCS is the only command control system that lets you hook up any audio source and play your favorite music right through the train!

BE YOUR OWN DISPATCHER

With DCS's built-in remote microphone, real-time radio dispatch calls are just a button push away.

COMMAND CONTROL EXPLAINED

In conventional operation, an AC or DC transformer varies track current to adjust engine speed and direction. Command systems such as DCS, however, put a constant voltage on the track (around 18 volts for DCS) and vary speed by telling each engine how much of that voltage to use. Command control allows different engines to do different things - like run at different speeds, go in different directions, or make different sounds - even when they are on the same track.

In the DCS system, commands such as speed, direction, and sound control are sent as radio signals from the handheld throttle to a TIU (track interface unit). The TIU translates those radio signals into digital information that is sent through the rails and picked up by a receiver in the appropriate engine - telling it to go, for example, 37 miles per hour, blow the whistle, smoke more heavily, or any other command. DCS locomotives can also send information back to the handheld to let the operator know what they're doing.



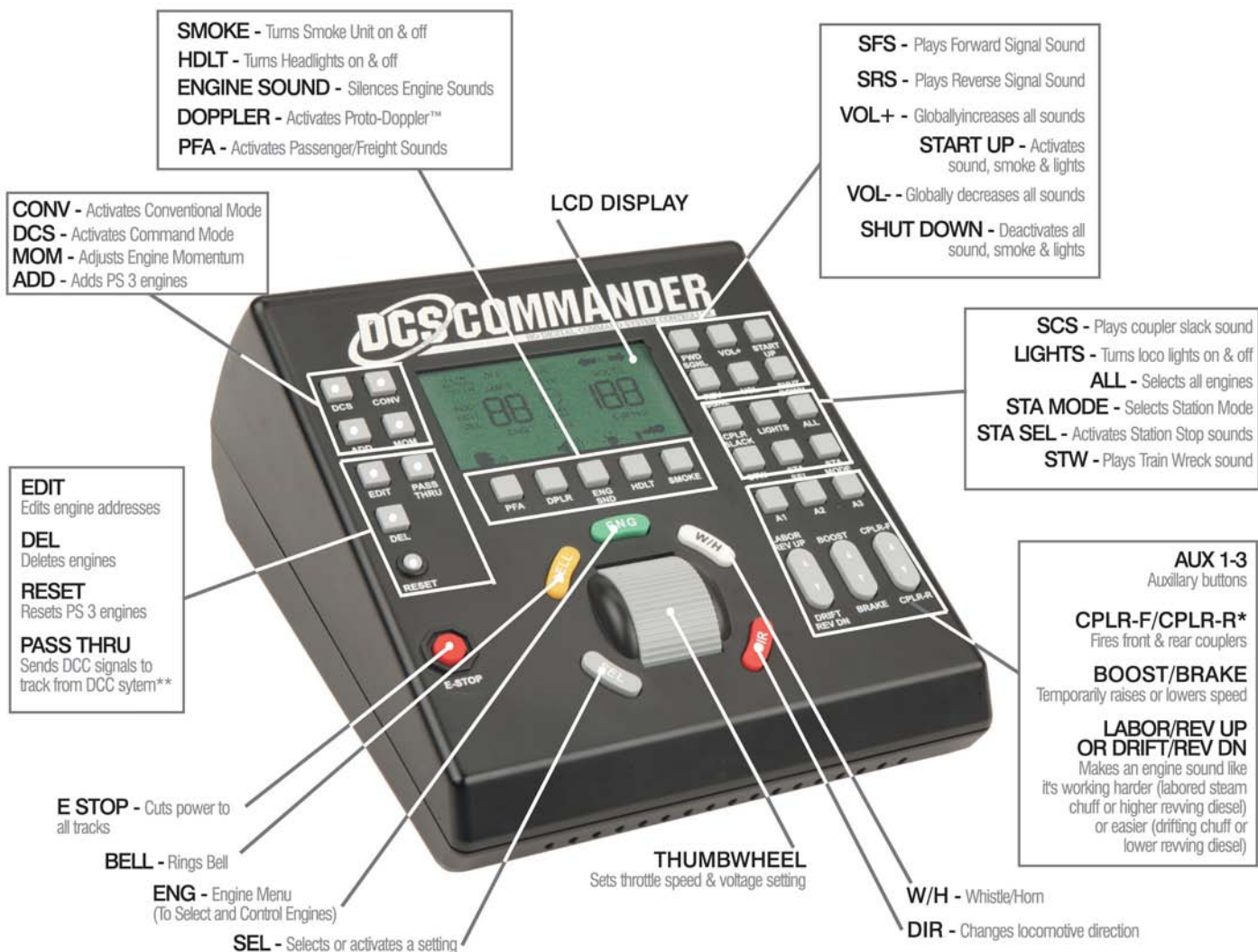
INTUITIVE MENUS ALLOW YOU TO PROGRAM, SELECT, AND CONTROL ENGINES, SWITCHES, AND ACCESSORIES.

- 1 Go to the engine set up menu
- 2 Choose your engine type
- 3
 DCS will "look" for Proto-Sound or TMCC command-equipped engines on your layout. When it finds one, it adds it onto your remote and tells you when it's done.

DCS Commander

MORE FEATURES

Than Analog DC or DCC Command Control



* Operating couplers are not available on HO locomotives at this time.
** Customer supplied DCC system Required

The next generation of the DCS Digital Command System is here. The all-new DCS Commander brings a less expensive, but powerful command control device to your O Gauge and HO DC powered layouts. Connect a DCS Commander between the wires of your existing DCC system or DC power supply to the track and you can switch back and forth between DCS and Analog DC operating modes with just a push of a button.

Because many M.T.H. Proto-Sound 2.0** locomotives can operate on both AC or DC current, the DCS Commander may be the affordable DCS command control option you've been looking for. Available alone or bundled with a 100 watt power supply, The DCS commander outputs 18 volts of DC power and includes a built-in 5amp resettable breaker making it a perfect

solution for small M.T.H. O Gauge layouts exclusively running Proto-Sound 2.0** locomotives.

For HO operators, the DCS Commander Controller Set is a perfect power solution for almost any size HO layout. HO operators whose layouts are already outfitted with a DC power supply can choose the individual DCS Commander and plug their existing power supply right into the Commander's power inputs.

The DCS Commander provides the user with intuitive control of multiple Proto-Sound 2.0** or later equipped locomotives. For each locomotive, more than 32 functions are available at the touch of a single clearly-labeled button.

DCS COMMANDER

HO DIGITAL COMMAND SYSTEM CONTROLLER

**Perfect for Any
Proto-Sound 2.0
Equipped Train Set!**



Features Include:

- Speed adjustment in one-scale mile-per-hour steps
- Independent feature control: tune your engines' sound, lights, smoke and acceleration/deceleration settings
- Smoke On/Off
- Doppler Sounds: simulate the classic sound effect of a train approaching and then whizzing past
- Accent Sounds: activate any one of 7 individual sounds, including signal forward and reverse sounds, coupler slack, engine start-up and shut-down, engine labor and engine drift
- Activate Passenger Station and Freight Yard Sounds
- Individual locomotive control: select up to 99 Proto-Sound 2.0 or later engines
- Selectable control mode configurations: choose between analog DC, DCC and DCS operating modes
- Track Signal Test: test your layout's signal strength using the built-in signal strength analyzer.
- Proto-Whistle Quillable Sound Activation: access the built-in Proto-Whistle quillable sounds*** found inside your Proto-Sound 2.0 or later locomotives and using the thumbwheel to "play" your locomotive's whistle just like a real engineer!
- Access Whistle Signal Sounds: activate grade crossing whistle signals**** on your Proto-Sound 2.0 or later equipped locomotive

** Requires Proto-Sound 2.0 locomotive onboard 3-volt system or Proto-Sound 3.0 locomotive onboard system. Proto-Sound 2.0 3-volt systems are identified by their square battery charging jack on the locomotive chassis. See the locomotive's operator's manual for the exact location of the charging jack.

*** Proto-Whistle quillable sounds not found in all Proto-Sound 2.0 or later equipped locomotives. Refer to your locomotives operator's manual to determine if your locomotive is equipped with Proto-Whistle quillable sounds.

****Proto-Whistle grade crossing signals not found in all Proto-Sound 2.0 or later equipped locomotives.




DCS Commander Controller
50-1028 \$149.95



**DCS Commander System
w/100 Watt Power Supply**
50-1029 \$229.95

Accessories



Look For
RAILTOWN™ BUILDINGS
and
RAILKING ACCESSORIES
At Your Local Retailer

Warning signs like our operating crossing gate (complete with ringing warning bell, flashing lights and crossing arm that lowers) and traffic lights keep the townspeople safe. Streetlights and hi-tension towers turn your layout into a real-looking, recognizable town.

M.T.H. offers a variety of RailTown™ buildings to help you create whatever kind of atmosphere you desire: rural or urban, nostalgic or modern. Operating buildings transfer your layout's action from trains to structures adding fun and excitement to the entire pike. RailTown buildings are a perfect addition on any O Gauge layout, as each is sized for use with all O Gauge locomotives and rolling stock.

Many RailKing operating accessories bring a layout to life via real-world movement and operation. In addition to lights and signals there are many operating buildings. An SUV pulling through a McDonald's® drive-thru after ordering, a coaling tower that lifts bucketfuls of coal and dumps them into a waiting hopper car, a fill-up at the local gas station, log operations at the saw mill and much more are awaiting owners of RailKing operating buildings. Each fully assembled and ready to use means your layout transformation into a world of action is just a few minutes away.

As you peruse the next few pages, you'll find that we've divided the accessory section into four categories: RailTown buildings, traditional accessories that feature the classic "Tinplate" look for the mid-20th century, miscellaneous accessories like bags of coal or smoke fluid, and O Scale accessories complete with scale proportioned, well-detailed models that make a layout incredibly realistic.



MTH - Bar Stool With Back
60-1184 \$109.95
Measures: 29" Tall



American Flag Pole/Flag
30-9074 \$19.95
Measures: 4 3/8" x 10 3/8"



Track Cleaning Block
40-1099 \$17.99



Bag Of Coal
30-50005 \$3.99



Maintenance Kit
30-50010 \$14.95



ProtoSmoke™ Fluid 7oz		
60-1045	Unscented	\$12.95
60-1046	Christmas	\$12.95
60-1047	Coal	\$12.95
60-1048	Diesel	\$12.95
60-1049	Woodburning	\$12.95



3-Rail Bettendorf Freight Car Two Truck Pack
30-89001 \$12.99

3-Rail Roller Bearing Freight Car Two Truck Pack
30-89002 \$12.99

ProtoSmoke™ Fluid 2oz		
60-1051	Assortment (36 count)	\$179.95
60-1051A	Christmas	\$4.99
60-1051B	Coal	\$4.99
60-1051C	Diesel	\$4.99
60-1051D	Wood Burning	\$4.99
60-1051E	Coffee	\$4.99
60-1051F	Eggs & Bacon	\$4.99
60-1051G	Vanilla	\$4.99
60-1051H	Candy Cane	\$4.99
60-1051I	Barbeque	\$4.99
60-1051J	Pipe Smoke	\$4.99
60-1051K	Cinnamon Roll	\$4.99
60-1051L	Apple Pie	\$4.99

TRADITIONAL ACCESSORIES

MISCELLANEOUS ACCESSORIES

O SCALE ACCESSORIES



#334 Dispatch Board
 30-9022 \$79.95
 Measures: 10 1/2" x 4 1/4" x 7 1/2"



Green - Milk Platform
 30-9063 \$49.95
 Measures: 7 1/8" x 5 7/8" x 2 1/2"

Operating Radar Tower
 30-9032 \$44.95
 Measures: 4 1/2" x 5" x 11 1/2"



#395 Floodlight Tower
 30-11078 \$49.95
 Measures: 5" x 5" x 11 1/4"



Rotary Beacon
 30-9033 \$49.95
 Measures: 5" x 5" x 11 1/4"



#455 Oil Derrick
 30-90244 \$89.95
 Measures: 9 3/4" x 5 3/4" x 13 3/4"



**Pennsylvania
 314 Die-Cast Girder Bridge**
 30-12001 \$29.95
 Measures: 10" x 4 1/2" x 1 3/4"



Reading - 314 Die-Cast Girder Bridge
 30-12006 \$29.95
 Measures: 10" x 4 1/2" x 1 3/4"



**New York Central
 314 Die-Cast Girder Bridge**
 30-12003 \$29.95
 Measures: 10" x 4 1/2" x 1 3/4"



**Union Pacific
 314 Die-Cast Girder Bridge**
 30-12002 \$29.95
 Measures: 10" x 4 1/2" x 1 3/4"

Accessories



#193 Industrial Water Tower
30-9029 \$49.95
Measures: 6" x 6" x 14 3/4"




Alaska
#193 Industrial Water Tower
30-90263 \$49.95
Measures: 6" x 6" x 14 3/4"



New York Central
#193 Industrial Water Tower
30-90265 \$49.95
Measures: 6" x 6" x 14 3/4"



Pittsburgh & Lake Erie
#193 Industrial Water Tower
30-90264 \$49.95
Measures: 6" x 6" x 14 3/4"



Harley-Davidson®
#193 Industrial Water Tower
30-90110 \$54.95
Measures: 6" x 6" x 14 3/4"



© 2008 H-D, All Rights Reserved.



Pittsburgh Pirates™
#193 Industrial Water Tower
30-90146 \$49.95
Measures: 6" x 6" x 14 3/4"



Major League Baseball trademarks and copyrights are used with permission of Major League Baseball Properties, Inc. MLB.com MTH Trains/MLBP 2008



#46 Crossing Gate and Signal
30-11017 \$39.95
Measures: 16.5" x 3 1/2" x 5 3/4"



Red - #57 Corner Lamp Set
30-11080 \$24.95
Measures: 7 1/2" Tall



Black - #57 Corner Lamp Set
30-11079 \$24.95
Measures: 7 1/2" Tall



Pea Green
#580-1 Teardrop Lamp Set
30-1079-A \$19.95
Measures: 6 3/4" Tall



Green Base
#151 Operating Semaphore
30-1075 \$29.95
Measures: 9 5/8" Tall



#262 Crossing Gate/Signal
30-1073 \$49.95
Measures: 9" Tall



#450 Signal Bridge
30-9026 \$49.95
Measures: 10 3/4" x 3 1/4" x 7 1/2"



O Scale 1 Over 1 Signal
30-11025 \$49.95
Measures: 7" Tall



O Scale 3-Position Semaphore
30-11023 \$49.95
Measures: 7" Tall



O Scale 3 Over 3 Vertical Signal
30-11024 \$49.95
Measures: 6 3/4" Tall



O Scale 2-Head Target Signal
30-11035 \$49.95
Measures: 7 3/8" Tall

O Scale 7 Light Block Signal
30-11013 \$49.95
Measures: 7" x 1 1/2" x 2"

O Scale Vertical Signal
30-11036 \$49.95
Measures: 1 3/16" x 2 5/8" x 7 1/8"



O Scale Penny Signal Bridge
30-11030 \$59.95
Measures: 12 5/8" x 3 15/16" x 10 1/8"



O Scale Dwarf Signal
30-11011 \$24.95
Measures: 1" x 1 7/8" x 1 3/4"




"O" Operating Crossing Flasher Set w/Sound
30-11014 \$49.95
Measures: 5 1/2" x 2 1/2" x 1"




O Scale Position Light Signal lamps
30-11030-A \$15.95
Measures: 1 1/4" Tall



O Scale Operating Crossing Gate Signal Set
30-11012 \$59.95
Measures: 8 1/2" x 2" x 8"



O Scale Floodlight Tower Set
30-11039 \$69.95
Measures: 3" x 1 1/8" x 13 1/2"



O Scale Cantilevered Signal Bridge
30-11009 \$49.95
Measures: 8 1/2" x 2 1/2" x 6 1/2"



Operating Traffic Light Set - Double Lamp
30-1089-2 \$29.95
Measures: 5" Tall



"O" Scale Modern Operating Crossing Signal
30-11006 \$49.95
Measures: 7" Tall

Operating Traffic Light Set - Single Lamp
30-1089-1 \$24.95
Measures: 5" Tall

Accessories



"O" Lamp Set Street Gas Light
30-11033 \$24.95
Measures: 3/4" x 4 3/8"



Black - "O" Lamp Set - Round
30-1078 \$24.95
Measures: 4" Tall



"O" Lamp Set Triple Park Light
30-11034 \$29.95
Measures: 3/4" x 4 7/16"



Black - "O" Lamp Set Hexagonal
30-1062 \$24.95
Measures: 4" Tall



"O" Lamp Set Street Gooseneck Light
30-11032 \$24.95
Measures: 3/4" x 3 7/8"



Black - "O" Lamp Set - Square
30-1079 \$24.95
Measures: 4" Tall

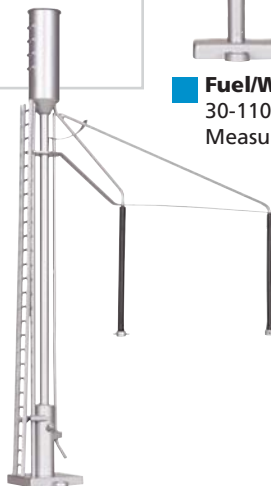
"O" Lamp Set - Platform Light
30-11031 \$24.95
Measures: 3/4" x 4 3/8"



Fuel/Water Column Set
30-11037 \$29.95
Measures: 1 1/16" x 1 3/8" x 5 3/4"



O Scale Water Column
30-11007 \$29.95
Measures: 4" Tall



Sanding Tower
30-11040 \$29.95
Measures: 1 3/16" x 1 1/4" x 10 3/8"



DCS - Lighted Billboard
30-90041 \$29.95
Measures: 7 1/2" x 5 3/4" x 6"



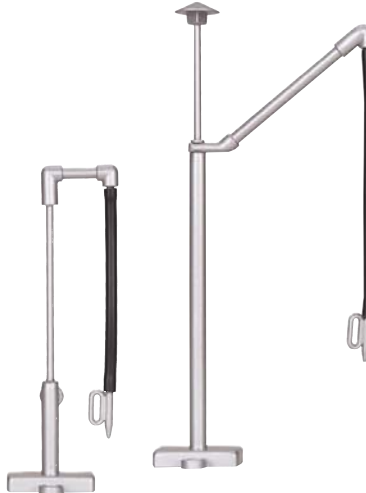
Road Sign Set (2 Each)
30-1087 \$14.95
Measures: 2" Tall



O Scale Flashing Barricades (4)
30-11021 \$29.95
Measures: 1" x 1" x 2"



Telephone Pole Set
30-1088 \$14.95
Measures: 5 3/4" Tall



O Scale Tell Tale
30-11026 \$19.95
Measures: 8" x 3"

White - Fence Set
30-50002 \$9.95
Measures: 16" x 13"



HOUSE NOT INCLUDED



Die-Cast Metal!

**Roadster Hardtops
32 Pack Vehicle Set**
30-50031 \$159.95



Red - Die-Cast Fire Truck
30-50034 \$29.95
Measures: 6 1/4" x 2 1/8" x 1 7/8"



Yellow - Die-Cast Fire Truck
30-50035 \$29.95
Measures: 6 1/4" x 2 1/8" x 1 7/8"



Pittsburgh Steelers - Die-Cast Bus
30-50038 \$29.95



©2008, NFL Enterprises LLC. NFL and the NFL Shield design are registered trademarks of the National Football League. The team names, logos and uniform designs are registered trademarks of the teams indicated.



White - Die-Cast Fire Truck
30-50041 \$29.95
Measures: 6 1/4" x 2 1/8" x 1 7/8"



Opening Side Doors

Interior Illumination

Harley-Davidson® - Vendor Trailer
30-50039 \$29.95



Harley-Davidson® - 4-Pack Motorcycle Set
30-90126 \$19.95
(Includes (1) 2001 Dyna Low Rider®, (1) 2002 Fat Boy®, (1) 2002 1200cc Sporster®, (1) 2003 V-Rod®)

Die-Cast Metal!



Harley-Davidson® - 4-Pack Motorcycle Set
30-11077 \$19.95
(Includes (1) 2000 Dyna Super Glide®, (1) 2001 Springer Softail®, (1) 2001 Dyna Wide Glide®, (1) 2001 Road King®)




2-Piece Crate Set
30-50027 \$9.95




6-Piece Barrel Set
30-50024 \$9.95



2-Piece Cement LCL Container Set
30-50029 \$14.95



2-Piece LCL Container Set
30-50030 \$14.95



8-Piece Pipe Set
30-50023 \$9.95



MTH Steel - I-Beam 8-Piece Set
30-50007 \$12.95
Measures: 7 1/4" Long



8-Piece Log Set
30-50008 \$14.95
Measures: 5" Long




Trash Container (2)
30-50037 \$29.95



2-Piece Generator Set
30-50028 \$9.95



© 2008 H-D, All Rights Reserved.



Hi-tension Tower Set
30-1056 \$59.95
Measures: 20" x 6 3/8" x 6 3/8"

Accessories



Miners - 6-Piece Figure Set #6
30-11058 \$19.95



Army - 6-Piece Figure Set #7
30-11059 \$19.95



Fire House Employees 6-Piece Figure Set #2
30-11046 \$19.95



Undecorated - 120-Piece Passenger Figure Set
30-11043 \$29.95



Cops & Robbers - 6-Piece Figure Set #5
30-11056 \$19.95



8-Piece Locomotive Cab Figure Set
30-11064 \$29.95



6-Piece Figure Set #8
30-11060 \$19.95



Assortment 2 - 6-Piece Figure Set #12
30-11075 \$19.95



Assortment 3 - 6-Piece Figure Set
30-11073 \$19.95



Assortment 1 - 6-Piece Figure Set
30-11071 \$19.95



Assortment 1 - 6-Piece Figure Set #12
30-11074 \$19.95



Assortment 2 - 6-Piece Figure Set
30-11072 \$19.95



Passenger #4 - 12-Piece Passenger Figure Set
30-11068 \$29.95



Passenger #3 - 12-Piece Passenger Figure Set
30-11067 \$29.95



Subway - 12-Piece Passenger Figure Set
30-11063 \$29.95



Railroad Workman - 12-Piece Figure Set #3
30-11066 \$29.95



Harley-Davidson® - 5-Piece Motorcycle Figure Set #1
30-11076 \$19.95



Christmas - 6-Piece Figure Set
30-11062 \$24.95



© 2008 H-D, All Rights Reserved.

Double Track!



Dark Gray & Red - RailKing Hell Gate Bridge
30-90219 \$199.95
Measures: 34 1/2" x 15 1/4" x 15"



Cream & Green - RailKing Hell Gate Bridge
30-9021 \$199.95
Measures: 34 1/2" x 15 1/4" x 15"



**Conway Yards
O Scale Yard Master Tower**
30-90167 \$54.95
Measures: 8 1/4" x 7 7/8" x 11 1/2"



Operating O Scale Water Tower
30-11028 \$89.95
Measures: 7 1/2" x 11" x 10 1/4"

Water spout lowers to simulate filling tender with water. See it operate at www.mthtrains.com.



**Red & Black
Country Freight Station**
30-90004 \$39.95
Measures: 9" x 5 1/2" x 5"



Brown & Black - Elevated Gate Tower
30-9097 \$29.95
Measures: 3 1/2" x 2 1/2" x 5 3/4"

Gray & Maroon - Trackside Yard Tower
30-90006 \$29.95
Measures: 4" x 4" x 7 1/2"



Pittsburgh Steelers - Switch Tower
30-90142 \$49.95
Measures: 6 1/8" x 10 1/2" x 9"



Pennsylvania - Switch Tower
30-9031 \$49.95
Measures: 6 1/8" x 10 1/2" x 9"

Union Pacific - Switch Tower
30-9048 \$49.95
Measures: 6 1/8" x 10 1/2" x 9"



©2008, NFL Enterprises LLC. NFL and the NFL Shield design are registered trademarks of the National Football League. The team names, logos and uniform designs are registered trademarks of the teams indicated.


Accessories



Pennsylvania - Engine Shed
30-90083 \$99.95
Measures: 24" x 8 1/2" x 13 1/2"



Single Stall Engine Shed
30-90267 \$79.95
Measures: 24" x 5 1/2" x 13 1/2"




Gray Stone - Grainery
30-90188 \$59.95
Measures: 10 1/4" x 7" x 11 1/8"



Pennsylvania - Single Stall Engine Shed
30-90268 \$79.95
Measures: 24" x 5 1/2" x 13 1/2"



**Montrose Flouring Mill
Dry Goods Transfer Warehouse**
30-90273 \$59.95
Measures: 13 1/2" x 8 1/4" x 9 1/8"



Beige & Black - Freight Transfer Warehouse
30-9098 \$69.95
Measures: 13 3/16" x 8 3/4" x 6 3/16"



Operating Transfer Dock
30-9110 \$149.95
Measures: 18 7/8" x 10 3/16" x 9 3/4"

Features

- Intricately Detailed ABS Construction
- Fully Assembled
- Fully Painted
- Lighted Interior
- Operating Dock Workers Move Freight

See it in action at www.mthtrains.com



**Coors Brewing Company
Operating Freight Platform**
30-9161 \$49.95
Measures: 9 3/4" x 3 1/2" x 3 3/4"



**Pittsburgh Brewing Company
Operating Freight Platform**
30-90189 \$49.95
Measures: 9 3/4" x 3 1/2" x 3 3/4"



North Pole - Operating Freight Platform
30-9160 \$49.95
Measures: 9 3/4" x 3 1/2" x 3 3/4"

© 2008 Molson Coors Global Properties, LLC Coors trademarks are properties of Molson Coors Global Properties, LLC, used under license by M.T.H. Electric Trains "Limited Edition Adult Collectible-This licensed product is intended for purchase and enjoyment by individuals of legal purchase age for alcohol beverages."



**Dark Red Stone - Passenger Station
w/dual Platforms**
30-90094 \$79.95
Measures: 39" x 10 1/2" x 8 1/2"

**The Old Reading Brewing Company -
Operating Freight Platform**
30-90190 \$49.95
Measures: 9 3/4" x 3 1/2" x 3 3/4"



Elevated Station Platform
30-90027 \$29.95
Measures: 13 1/2" x 5 1/2" x 4"



**Red - Passenger Station
w/dual Platforms**
30-9014 \$79.95
Measures: 39" x 10 1/2" x 8 1/2"



Pennsylvania - Train Depot
30-90143 \$49.95
Measures: 11 1/2" x 7 3/4" x 4 3/4"



Pittsburgh Steelers - Passenger Station Platform
30-90214 \$29.95
Measures: 10" x 3 1/2" x 4"




Brown w/gray roof - Passenger Station Platform
30-9006 \$19.95
Measures: 10" x 3 1/2" x 4"



Pennsylvania - Operating Station Platform
30-9152 \$49.95
Measures: 10" x 3 1/2" x 4"



©2008, NFL Enterprises LLC. NFL and the NFL Shield design are registered trademarks of the National Football League. The team names, logos and uniform designs are registered trademarks of the teams indicated.



Main Street - Country Passenger Station
30-90081 \$49.95
Measures: 18 5/8" x 7 3/8" x 6 5/8"



North Pole - Country Passenger Station
30-90245 \$49.95
Measures: 18 5/8" x 7 3/8" x 6 5/8"

Accessories



Maroon & Yellow - #6 Farm House
30-90253 \$34.95
Measures: 7 1/2" x 7 1/2" x 7"



Gray & Blue - #6 Farm House
30-90254 \$34.95
Measures: 7 1/2" x 7 1/2" x 7"



Red & Dark Blue - Row House #1
30-90247 \$29.95
Measures: 7 7/8" x 4 5/8" x 7"



Blue & Green - Row House #1
30-90248 \$29.95
Measures: 7 7/8" x 4 5/8" x 7"



Blue & Yellow 3-Story Town House #2
30-90240 \$34.95
Measures: 6 3/8" x 3 15/16" x 7 1/8"



Dark Green & Black 3-Story Town House #2
30-90238 \$34.95
Measures: 6 3/8" x 3 15/16" x 7 1/8"



Blue w/Green Shutters - #4 Country House
30-90241 \$34.95
Measures: 9 5/8" x 5" x 7"




Maroon w/Black Shutters - #4 Country House
30-90242 \$34.95
Measures: 9 5/8" x 5" x 7"



Light Blue & Maroon 3-Story Town House #2
30-90239 \$34.95
Measures: 6 3/8" x 3 15/16" x 7 1/8"




Blue & White - Telephone Shanty
30-90002 \$12.95
Measures: 2" x 1 5/16" x 2 11/16"



Turquoise & White Stainless Mobile Home
30-90108 \$29.95
Measures: 7 1/8" x 2 3/8" x 2 3/4"



Stainless Mobil Home
30-90005 \$29.95
Measures: 7 1/8" x 2 3/8" x 2 3/4"



Salmon & White Stainless Mobile Home
30-90109 \$29.95
Measures: 7 1/8" x 2 3/8" x 2 3/4"



Gray & White - Out House
30-90001 \$12.95
Measures: 1 3/16" x 1 5/16" x 2 7/16"



White & Red - #5 Country Church
30-9057 \$29.95
Measures: 7 7/8" x 4 5/8" x 10 9/16"



Patterson & Co. Mining Bureau
2-Story Store Front Building
 30-90275 \$39.95
 Measures: 6 1/2" x 8" x 8 5/8"



Capital Star Saloon - 2-Story Hotel Building
 30-90274 \$39.95
 Measures: 6 1/2" x 8" x 8 5/8"



D&RG Railway Express
2-Story Livery Building
 30-90163 \$39.95
 Measures: 6 1/2" x 8" x 7 3/4"



Brown - Work Office
 30-90012 \$39.95
 Measures: 11 1/2" x 3" x 4"

Flickering Fire



Santa's Workshop
 30-90256 \$34.95
 Measures: 9 1/4" x 6 1/8" x 5"



Orange - Yard Office
 30-90013 \$39.95
 Measures: 11" x 6 11/16" x 3 3/8"



Post Office
 30-90257 \$34.95
 Measures: 9 1/4" x 6 1/8" x 5"



Light Blue & White
Work House #2
 30-90252 \$29.95
 Measures: 8 5/8" x 4 7/16" x 4 7/8"



Brown & Blue - Work House #2
 30-90251 \$29.95
 Measures: 8 5/8" x 4 7/16" x 4 7/8"



Mustard & Red - Work House #1
 30-90008 \$29.95
 Measures: 8 5/8" x 4 7/16" x 4 7/8"



Green & Cream - Work House #1
 30-90249 \$29.95
 Measures: 8 5/8" x 4 7/16" x 4 7/8"



Maroon & Dark Gray
Work House #1
 30-90250 \$29.95
 Measures: 8 5/8" x 4 7/16" x 4 7/8"

Accessories




Gray & Black - Police Station
 30-9099 \$59.95
 Measures: 13 1/4" x 8 3/8" x 10"



Gray & White - Public Works Building
 30-90007 \$69.95
 Measures: 14 1/8" x 9 7/8" x 8 1/8"



Harley-Davidson® - Motorcycle Dealership
 30-90111 \$59.95
 Measures: 9 3/8" x 9 3/8" x 6 3/8"

 © 2008 H-D, All Rights Reserved.



RailTown City Bank - Bank w/Coin Slot
 30-90223 \$59.95
 Measures: 9 1/2" x 17 15/16" x 9 1/8"



County Jail - Jail House
 30-90014 \$29.95
 Measures: 4 1/4" x 4 1/8" x 3 7/8"



Cream & Dark Gray - Power Station
 30-90003 \$29.95
 Measures: 4 1/4" x 4 1/8" x 3 7/8"



Engine Company 49 - Operating Firehouse
 30-9157 \$149.95
 Measures: 16 5/8" x 15 3/8" x 12 3/8"



Features

- Intricately Detailed ABS Construction
- Fully Assembled
- Fully Painted
- Lighted Interior
- Blinking Exterior Lights
- Automatic Door Operation
- Motorized Fire Truck Pulls Out of Station
- Sliding Fireman on Pole
- Digital Sound Effects
- Separate Control Box
- Operates With Any AC Transformer



Shell - Operating Gas Station
 30-9133 \$149.95
 Measures: 15" x 11" x 6 3/4"

Watch the action and hear the sound effects as the garage door rises and the minibus starts up, pulls out, and fills up at the pumps. See it in action at www.mthtrains.com.



Mel's Mocha & Ice Cream - Road Side Stand
 30-90260 \$39.95
 Measures: 8 1/2" x 5 7/16" x 4 1/4"



Mike's Model Trains Road Side Stand
 30-90235 \$39.95
 Measures: 8 1/2" x 5 7/16" x 4 1/4"



Broken Spoke Saloon - Road Side Stand
 30-90259 \$39.95
 Measures: 8 1/2" x 5 7/16" x 4 1/4"



Pittsburgh Brewing Co. Brewery w/Operating Smoke
 30-90168 \$99.95
 Measures: 19 3/8" x 8 5/16" x 6 5/8"



Coors Brewing Company w/Operating Smoke
 30-90220 \$99.95
 Measures: 19 3/8" x 8 5/16" x 6 5/8"

Features

- Intricately Detailed ABS Construction
- Fully Assembled
- Fully Painted
- Lighted Interior
- Opening Doors
- Operating Smoke Unit
- Operates With Any Transformer

Accessories



WRKNG Radio
Single Story Opposite Corner Store
 30-90276 \$49.95
 Measures: 10 3/8" x 8 3/8" x 6 1/4"



Midge's Cakes and Muffins
Single Story Opposite Corner Store
 30-90277 \$49.95
 Measures: 10 3/8" x 8 3/8" x 6 1/4"



Automat - Single Story Corner Store
 30-90281 \$49.95
 Measures: 10 3/8" x 8 3/8" x 6 1/4"



Harley-Davidson®
Single Story Opposite Corner Store w/Blinking Sign
 30-90266 \$54.95
 Measures: 10 3/8" x 8 3/8" x 6 1/4"



© 2008 H-D, All Rights Reserved.



Tim's Tropical Fish - Single Story Corner Store
 30-90280 \$49.95
 Measures: 10 3/8" x 8 3/8" x 6 1/4"



Ilene Wright Chiropractic
Corner Building w/Blinking Sign
 30-90231 \$49.95
 Measures: 9 7/8" x 7 7/16" x 7 1/16"



Owen Cash Pawn Shop -
Opposite Corner Building w/Blinking Sign
 30-90232 \$49.95
 Measures: 9 7/8" x 7 7/16" x 7 1/16"



Anita Mann Dating Service
Opposite Corner Building w/Blinking Sign
 30-90233 \$49.95
 Measures: 9 7/8" x 7 7/16" x 7 1/16"



Ben Dover Proctologist
Corner Building w/Blinking Sign
 30-90230 \$49.95
 Measures: 9 7/8" x 7 7/16" x 7 1/16"



Wolf's Big & Tall - 3-Story City Building w/Fire Escape & Blinking Sign
 30-90271 \$59.95
 Measures: 12 3/4" X 6 5/16" X 9"



Maple Donuts - City Building w/Fire Escape Single Story Addition
 30-90262 \$24.95
 Measures: 12 3/4" x 6 5/16" x 2 1/2"



Maple Donuts - 3-Story City Building w/Fire Escape & Blinking Sign
 30-90226 \$59.95
 Measures: 12 3/4" X 6 5/16" X 9"



Grubba & Co. Paper Shredders - 3-Story City Building
 30-90224 \$39.95
 Measures: 12 3/4" X 6 5/16" X 9"



Sam's Butcher Shop - 3-Story City Building w/Fire Escape & Blinking Sign
 30-90227 \$59.95
 Measures: 12 3/4" X 6 5/16" X 9"



Sam's Butcher Shop - City Building w/Fire Escape Single Story Addition
 30-90261 \$24.95
 Measures: 12 3/4" x 6 5/16" x 2 1/2"



Dewey, Cheetum & Howe - 3-Story City Building w/Fire Escape & Blinking Sign
 30-90154 \$59.95
 Measures: 12 3/4" X 6 5/16" X 9"

Accessories




Renee's Packaged Goods Liquor Store
3-Story City Building
 30-90225 \$39.95
 Measures: 12 3/4" X 6 5/16" X 9"



Solid State Televisions
3-Story City Building w/Fire Escape & Blinking Sign
 30-90272 \$59.95
 Measures: 12 3/4" X 6 5/16" X 9"

M.T.H. Train Store
3-Story City Building w/Blinking Sign
 30-90049 \$59.95
 Measures: 12 3/4" X 6 5/16" X 9"



Green - 3-Piece Building Fire Escape Set
 30-90258 \$14.95
 Measures: 5 1/2" Wide

Jerry's Comics - 4-Story Building
 30-90228 \$49.95
 Measures: 10 7/8" x 8 5/8" x 8 7/8"



Neil's New & Used Guitars - 4-Story Building
 30-90229 \$49.95
 Measures: 10 7/8" x 8 5/8" x 8 7/8"



Down By the River Outdoor Store
6-Story Department Store
 30-90270 \$89.95
 Measures: 9 3/8" x 9 3/8" x 15 7/8"



Susquehanna Hat Company
6-Story Department Store
 30-90269 \$89.95
 Measures: 9 3/8" x 9 3/8" x 15 7/8"




York Avenue Hotel
5-Story Hotel w/Blinking Sign
 30-90278 \$69.95
 Measures: 12 3/4" X 6 5/16" X 13 1/2"



Howard Street Hotel
5-Story Hotel w/Blinking Sign
 30-90279 \$69.95
 Measures: 12 3/4" X 6 5/16" X 13 1/2"



Operating McDonalds®
 30-9114 \$149.95



Features

- ABS Construction
- Fully Assembled & Painted
- Interior Illumination
- Automatic Operation & Digital Sound Effects
- Die-Cast 1/43 Scale SUV Included
- Measures: 17" x 17" x 7 3/4"



Greyhound® - Die-Cast Bus
 30-50040 \$29.95
 Measures: 8" x 1 15/16" x 2 1/8"



Greyhound® - Bus Station
 30-9040 \$129.95
 Measures: 16 1/2" x 18 3/4" x 9 1/2"

JOIN THE CLUB

There are SIX different types of memberships, based on the style of model railroading that most interests you.

JOIN ONLINE! IT'S EASY - JUST GO TO WWW.MTHTRAINS.COM

RailKing Membership



30-74488 MTHRRRC 34' Box Car - 19th Century
RailKing Membership is \$50.00

Premier Membership



20-91263 Chessie Steel Caboose
Premier Membership is \$50.00

Standard Gauge Tinplate Membership 500 Series



10-2231 MTHRRRC 500 Series Std. Gauge Box Car
Tinplate 500 Series Membership is \$120.00

O Gauge Tinplate Membership 2800 Series



10-8075 MTHRRRC 2800 Series O Gauge Caboose
Tinplate 2800 Series Membership is \$80.00

One-Gauge Membership



70-77028 Santa Fe Offset Steel Caboose
One-Gauge Membership is \$100.00

Basic Club Membership

60-1000 - The Basic Club Membership does not include a club car
Basic Membership is \$25.00



GET THE MOST FROM MODEL RAILROADING

AS A MEMBER OF THE M.T.H. RAILROADERS CLUB YOU'LL RECEIVE:

Limited-Edition Club Car



Each year we produce beautifully decorated cars exclusively for our Club members. Members automatically receive the car that matches their Club membership (RailKing®, Premier, Tinplate Traditions™ or One Gauge) & have the option to collect the other Club cars as well.

RailWare™ Software CD-ROM



Use your computer to design track layouts, search the database of all M.T.H. products, look at our past catalogs, listen to Proto-Sound® 2.0 train effects, & much more. This CD retails for \$79.95, but is yours FREE as a Club member.

The CrossingGate™ Club Magazine

You will receive our full color Club magazines, jam-packed with product news, ideas from other members, rail history, & step-by-step articles explaining how M.T.H. technology can bring your railroad to life.

Club Card & Lapel Pin

Show the world your membership in this elite group of model railroaders with your high-quality embossed membership card & beautiful enamel lapel pin.



1st Class Mailing of M.T.H. Catalogs

Club Members get all of our catalogs earlier than all our other mailing list members via First-Class mailings, so they can order from their local train store before the best items are sold out.

Proto-Sound® 2.0 Upgrade Kits

Club members can save an additional 15% on these kits by visiting the MTHRRC web page.



Club Web Site

Visit www.mthtrains.com & type in your member number to gain access to the Club web site. Here you can exchange messages with other Club members, keep up with the latest news, & even build your own homepage.

CARRY ON THE M.T.H. TRADITION WITH MEMORABILIA AND COLLECTIBLES

MTH Promotional DVD



This interactive DVD is packed full of sights & sounds guaranteed to make you rethink how far the hobby of model

railroading has come. You'll learn about some of the most innovative products ever produced & marvel at the sophistication of a product line unmatched by other model train manufacturers.



Previous Year Club Cars

MTHRRC members can still obtain earlier produced MTHRRC cars by visiting the MTHRRC pages on the website. Only MTHRRC members can get these cars!

A Toy Train Story

This comprehensive book is a must for collectors & other lovers of toy trains. 350 pages & 1900 color photos, hard cover. Add this book to your membership for only \$25.00 (50% off the \$49.95 cover price)!



RailKing O Gauge Megastations

On-line access to the network of M.T.H. Authorized Retailers and "tools" on the M.T.H. website (www.mth-railking.com), such as the M.T.H. Product Locator, have helped many train enthusiasts locate nearby retailers, service centers or even a particular desired product for years.

Now, M.T.H.'s new on-line "Dealer Availability" finder allows customers interested in a newly-announced product to find a retailer with the item(s) on order.

In addition, M.T.H. is expanding these services with two ALL NEW programs that will provide consumers with access to retailers who provide a superior environment for showcasing and demonstrating M.T.H. products and cutting edge technology:

1. At M.T.H. Authorized DCS Demo Centers, you can now expect to see DCS and Proto-Sound 2.0 equipped locomotives in action, find DCS in stock and learn more about this exciting command control system from experienced DCS staff members.

2. M.T.H. Authorized Mega Station Retailers are your best bet for finding the widest selection of M.T.H. products in stock when you want them. Like a DCS Demo Center, your local Mega Station retailer has DCS in stock and the know-how to get you up and running in no time.

You will find a list of DCS Demo Centers and Mega Stations on the M.T.H. website. In addition, anytime you do a search for a local retailer or a product using the Dealer and Product Locator search tools, M.T.H. Authorized Retailers who meet the DCS Demo Center and Mega Station requirements will be identified with the appropriate icons.

Even if your local retailer hasn't yet qualified for either of these new programs, any M.T.H. Authorized Retailer has the ability to determine what is in stock and can place an order for merchandise 24 hours per day. Look for any of the M.T.H. Authorized Retailer symbols (left) the next time you visit a toy train store and see the "Fun in Action!"

DELAWARE

JUST TRAINS
Phone: (888) 453-9742
ordernow@justtrains.com

FLORIDA

READY TO ROLL
Phone: (305) 688-8868
rttrains@aol.com

ROUNDHOUSE SOUTH
Phone: (386) 304-7002
info@roundhousesouth.com

ILLINOIS

BERWYN'S TOY TRAINS
Phone: (708) 484-4384
berwynstoytrains@comcast.net

MASSACHUSETTS

NORTHEAST TRAINS
Phone: (978) 532-1615
netrains@netrains.com

MARYLAND

CATOCTIN MTN. TRAINS & HOBBIES
Phone: (301) 694-8331
trainspj@aol.com

SIDETRACK HOBBIES
Phone: (301) 475-5381
arudman@erols.com

NEW JERSEY

THE HOBBY SHOP
Phone: (732) 583-0505
sales@hobbyshopnj.com

NEW YORK

JR JUNCTION TRAIN & HOBBY
Phone: (315) 451-6551
junction@twcny.rr.com

TRAIN WORLD
Phone: (718) 436-7072
orders@trainworld.com

TRAIN LAND
Phone: (516) 599-7080
trainlife@aol.com

SCAG'S ELECTRIC TRAINS
Phone: (718) 727-7373
patscags@msn.com

NORTH CAROLINA

THE TRAIN LOFT
Phone: (877) 550-6019
JKonc52032@aol.com

OHIO

GLEN'S TRAIN SHOP
Phone: (330) 253-6527
robert@glenstrains.com

PENNSYLVANIA

LEN'S TRAIN SHOP
Phone: (724) 446-9791
lenstshop@verizon.net

NICHOLAS SMITH TRAINS
Phone: (610) 353-8585
mth@nstrains.com

JIM'S TRAIN SHOP
Phone: (724) 479-2026
jimstrains.com

BRADY'S TOY TRAINS
Phone: (724) 838-8448
jbradytrains@earthlink.net

WASHINGTON

EASTSIDE TRAINS
Phone: (425) 828-4098
eastsidetrains@msn.com

Not all products depicted in this catalog are production models. In some cases, the items pictured may be HO, O Scale or some other scale product. All item's graphic features and content are subject to change after publication. All product features may be verified on their retail packages. M.T.H. Electric Trains is in no way affiliated with any of the railroads featured in this catalog.

©2008, M.T.H. Electric Trains, 7020 Columbia Gateway Drive, Columbia Maryland 21046-1532 o www.mthtrains.com o 410/381-2580

MTH Trademarks: M.T.H. Electric Trains®, M.T.H.®, MTH Railroaders Club™, Ives®, Loco-Sound™, Proto-Sound® 2.0, Proto-Speed Control™, Proto-Doppler™, Proto-Dispatch™, Proto-Cast™, ProtoSmoke™, Proto-Coupler™, Proto-Effects™, Proto-Scale 3-2™, RailKing®, Rugged Rails®, RailKing One-Gauge™, RailTown™, Timpla Traditions™, ScaleTrax™, RealTrax®, Z-500™, Z-750™, Z-4000®, Z-1000™, Z-4000 Remote Commander™, DCS™ and the MTH Numbering System and all others indicated throughout this catalog. RealTrax® layouts created with RR-Track™ which is a registered trademark of R&S Enterprises.

Greyhound is a registered trademark of the Greyhound Lines, Inc.

© 2008 Anheuser-Busch, Inc. All Rights Reserved."

© 2008 Caterpillar CAT, CATERPILLAR, their respective logos, "Caterpillar Yellow" and the POWER EDGE trade dress, as well as corporate and product identity used herein, are trademarks of Caterpillar and may not be used without permission.

©/™ M&M's, the letter M and the M&M's Characters are registered trademarks of Mars, Incorporated and its affiliates. ©MARS, Incorporated 2008

Major League Baseball trademarks and copyrights are used with permission of Major League Baseball Properties, Inc. MLB.com MTH Trains/MLBP 2008

©2008, NFL Enterprises LLC. NFL and the NFL Shield design are registered trademarks of the National Football League. The team names, logos and uniform designs are registered trademarks of the teams indicated.

© 2008 Molson Coors Global Properties, LLC. Coors trademarks are properties of Molson Coors Global Properties, LLC, used under license by M.T.H. Electric Trains Limited Edition Adult Collectible-This licensed product is intended for purchase and enjoyment by individuals of legal purchase age for alcohol beverages.

© 2008 H-D, All Rights Reserved. Manufactured by M.T.H. Electric Trains under license from Harley-Davidson Motor Company.

Rudolph the Red-Nosed Reindeer © and © The Rudolph Company, L.P. "Rudolph the Red-Nosed Reindeer" animated program © Classic Media, Inc. All rights reserved.

*Products bearing Southern Pacific, Missouri Pacific, and Union Pacific marks are made under trademark license from Union Pacific Railroad Company."

Lionel is a registered trademark of Lionel Trains LLC. TMCC®, TrainMaster®, CAB-1® Remote Controller, and Lionel® are all registered trademarks owned by Lionel L.L.C. All Rights Reserved.

M.T.H.'s DCS Digital Command System has received U.S. Patent No. 6,457,681. M.T.H.'s Proto-Sound 2.0 system has received U.S. Patent No's 6,457,681 B1 (sound system), 6,457,681 B1 (Proto-Speed Control), 6,604,641 (Proto-Coupler), 6,280,278 (Proto-Smoke). M.T.H.'s RealTrax has received U.S. Patent No. 6,019,289. M.T.H.'s ScaleTrax switches have received U.S. Patent No. 6,491,263. M.T.H.'s Z-4000 Transformer has received U.S. Patent No's 6,281,606 & 6,624,537. M.T.H.'s Proto-Scale 3-2 has received U.S. Patent No. 6,662,917 Some images used in this publication © 2004 www.clipart.com

M.T.H. HOMEPAGE FIND IT HERE

A quick trip to the M.T.H. website will result in a wealth of information on M.T.H. products from a site that was designed to give the visitor easy access to all things M.T.H. Here you will find a complete list of M.T.H. products, an easy-to-use product locator, and tons of news and information on M.T.H. You can even watch videos of M.T.H. products in action!



SERVICE INFO

Our Service Page is your direct link to the M.T.H. Tech Support Team. Register your warranty, find a local service center or submit a product specific question here. You can even place a parts order through our secured server. It's easy and quick like it should be when you're looking for answers.



PRODUCT LOCATOR

The most popular section of the M.T.H. website can be found here. This is where visitors come looking to locate a particular product within the vast M.T.H. Authorized Retailer network. Developed in 1999, no other manufacturer has yet created a service like this for their customers. With over 7,000 items in the M.T.H. product line, this tool is your best bet for finding a hard-to-get M.T.H. item.



VIEW A CATALOG

The latest products featured in each M.T.H. catalog can be seen here. This is a popular destination for customers waiting for a new catalog to arrive in the mail. Sign up for our free electronic newsletter and you'll be notified when a new catalog has been posted online. You'll have all the news and details before any of your friends.



SHIPPING SCHEDULE

Keeping track of all those M.T.H. items would be an impossible task without our online shipping schedule. We update the schedule every week with the latest monthly releases. You can access this information directly or from the Product Locator section.



Now you can receive our newsletter **FREE!**

Sign Me Up!

enter email address

Upon sign-up you will receive weekly newsletters featuring new products, recent articles, industry news plus sneak peaks at upcoming specials!

[Privacy Policy](#) | [Close Window](#) | [Don't Show this Again](#)

FREE ELECTRONIC NEWSLETTER

Upon sign-up you will receive electronic newsletters featuring information on new M.T.H. products, industry news plus sneak peaks at upcoming specials! It's the best way to stay abreast of the latest happenings at M.T.H. Electric Trains.

WWW.MTHTRAINS.COM



DIGITAL COMMAND SYSTEM



...SIMPLY THE **BEST WAY** TO
RUN A RAILROAD



TRY IT AT YOUR LOCAL
DCS DEMO CENTER
OR LEARN MORE WITH A
COMPLIMENTARY DVD
ON DCS AND M.T.H. TECHNOLOGY



Take your favorite Proto-Sound® 2.0 locomotive to any demo center and experience the additional features your engine has with DCS™ control.

TO FIND YOUR NEAREST DCS DEMO CENTER
OR REQUEST YOUR COMPLIMENTARY DVD VISIT

WWW.MTHTRAINS.COM

