


# TINPLATE TRADITIONS™

By MTH Electric Trains®

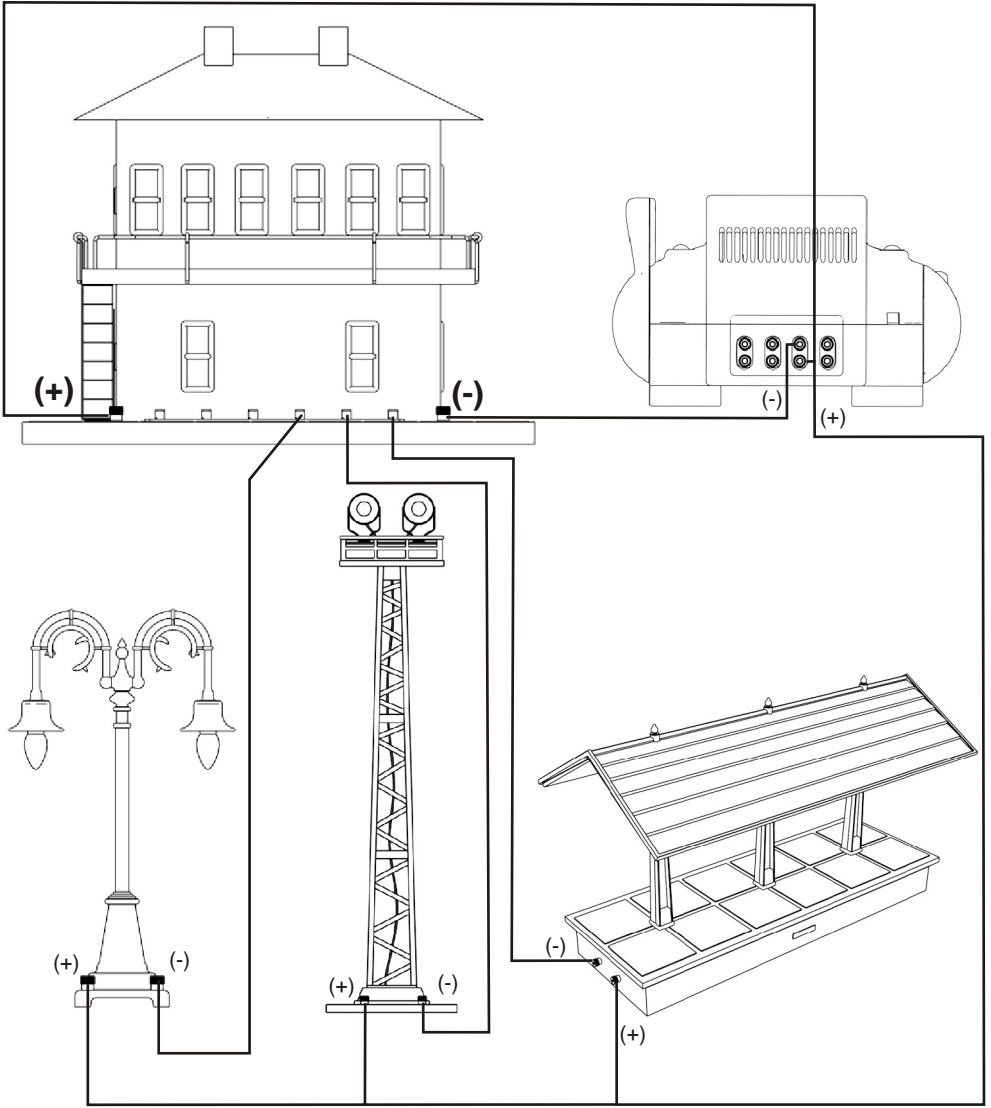
## TINPLATE TRADITIONS™ Standard Gauge Switch Tower Operating Instructions

Thank you for purchasing the TINPLATE TRADITIONS™ Standard Gauge Switch Tower by M.T.H. Electric Trains.® This tinplate model combines the designs of yesteryear with the quality and craftsmanship of today's M.T.H. Products.

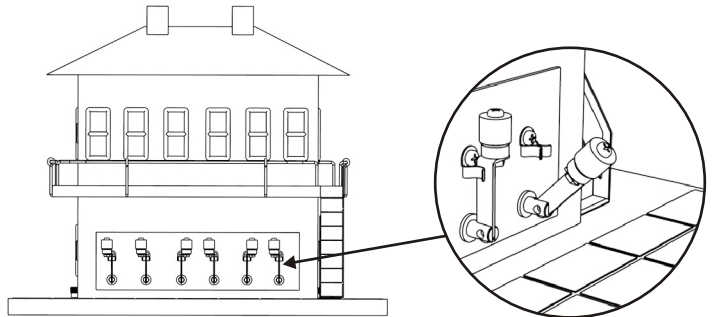


The Standard Gauge Switch Tower is illuminated with two internal 18-volt lamps and six knife switches capable of controlling up to 6 electrical accessories such as building lights, street lights and etc. Please refer to the following diagrams for illuminating the switch tower and suggestions for connecting your electrical accessories to get the greatest amount of enjoyment from your switch tower and standard gauge train layout.

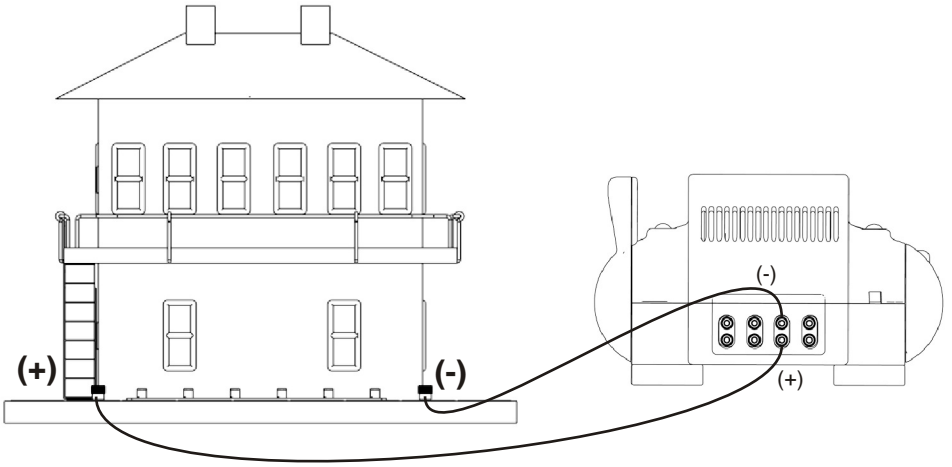
# Sample Wiring Instructions



To turn on your building lights or street lights on or off just connect or disconnect the knife switch.

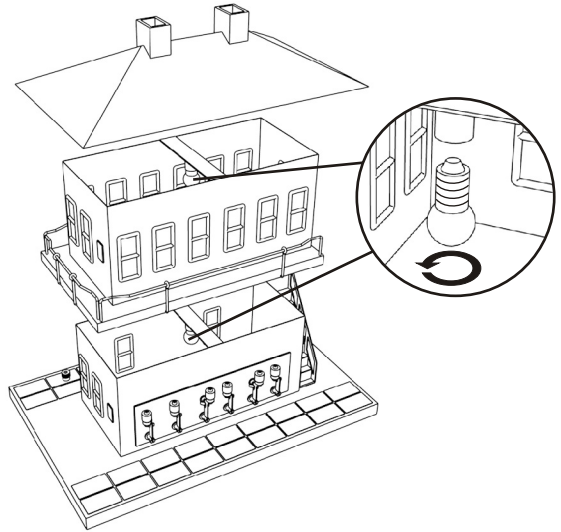


## Wiring Interior Lights



## Lamp Replacement

In the event that the lamps in your Switch Tower burn out, please refer to this diagram for light replacement. Please call the M.T.H. Service Department (410-381-2580) for replacement lamps (part # TP-MS00018)



## **SERVICE & WARRANTY INFORMATION HOW TO GET SERVICE UNDER THE TERMS OF THE LIMITED ONE YEAR WARRANTY**

**For warranty repair, do not return your product to the place of purchase unless it was purchased from MTH Electric Trains in Columbia, MD. Instead, follow the instructions below to obtain warranty service as our dealer network is not prepared to service the product under the terms of this warranty.**

- 1. First, write, call or FAX MTH Electric Trains, 7020 Columbia Gateway Dr., Columbia, MD 21046, 410-381-2580 (FAX No. 410-423-0009), or visit us on the Internet at [www.mth-railking.com](http://www.mth-railking.com) stating when it was purchased and what seems to be the problem. You will be given a return authorization number to assure that your merchandise will be properly handled upon its receipt.**
- 2. CAUTION: Make sure the product is packed in its original factory packaging including its foam and plastic wrapping material so as to prevent damage to the merchandise. The shipment must be prepaid and we recommend that it be insured. A cover letter, including your name, address, daytime phone number, Return Authorization number and a full description of the problem, a copy of your sales receipt, must be included to facilitate the repairs. Please include the description regardless of whether you discussed the problem with one of our service technicians when contacting MTH for your Return Authorization number.**
- 3. Please make sure you have followed the instructions carefully before returning any merchandise for service.**

### **LIMITED ONE YEAR WARRANTY**

**This item is warranted for one year from the date of purchase against defects in material or workmanship. We will repair or replace (at our option) the defective part without charge for parts or labor, if the item is returned to the address below within one year of the original date of purchase. This warranty does not cover items that have been abused or damaged by careless handling. Transportation costs incurred by the customer are not covered under this warranty.**

**This warranty gives you specific legal rights and you may have other rights which vary from state to state.**

**ProtoSounds® is a trademark of MTH Electric Trains. DCRU® is a registered copyright of QS Industries, Inc. Lionel® and Railsound® are registered trademarks of Lionel L.L.C.**