

Tinplate 1764 Electric Locomotive

OPERATOR'S MANUAL



TRADITIONAL MODEL

Compatibility

This engine will operate on any traditional Standard Gauge tubular track system, including M.T.H.'s tubular track. It is also compatible with most standard AC transformers. (See page 7 for a complete list of compatible transformers and wiring instructions.)

PLEASE READ BEFORE USE AND SAVE

Table of Contents

Set Up Checklist	3
Lubrication.....	3
Basic Operation	4
Maintenance	5
Lubricating and Greasing Instructions.....	5
Cleaning The Wheels and Track.....	6
Headlight Replacement Instructions.....	6
Transformer Compatibility and Wiring Chart.....	7
Service & Warranty Information.....	8
Limited One-Year Warranty.....	8

CAUTION: ELECTRICALLY OPERATED PRODUCT:

Not recommended for children under 10 years of age. M.T.H. recommends adult supervision with children ages 10 - 16. As with all electric products, precautions should be observed during handling and use to reduce the risk of electric shock.

WARNING:When using electrical products, basic safety precautions should be observed, including the following: Read this manual thoroughly before using this device.

- M.T.H. recommends that all users and persons supervising use examine the hobby transformer and other electronic equipment periodically for conditions that may result in the risk of fire, electric shock, or injury to persons, such as damage to the primary cord, plug blades, housing, output jacks or other parts. In the event such conditions exist, the train set should not be used until properly repaired.
- Do not operate your layout unattended. Obstructed accessories or stalled trains may overheat, resulting in damage to your layout.
- This train set is intended for indoor use. Do not use if water is present. Serious injury or fatality may result.
- Do not operate the hobby transformer with damaged cord, plug, switches, buttons or case.

Set Up Checklist

- Lubricate the locomotive
- Apply power to run as described in the Basic Operating Section of this manual

Lubrication

You should lubricate the engine to prevent it from squeaking. Use light household oil and follow the lubrication points marked “L” in Fig. 1. Do not over-oil. Use only a drop or two on each pivot point.

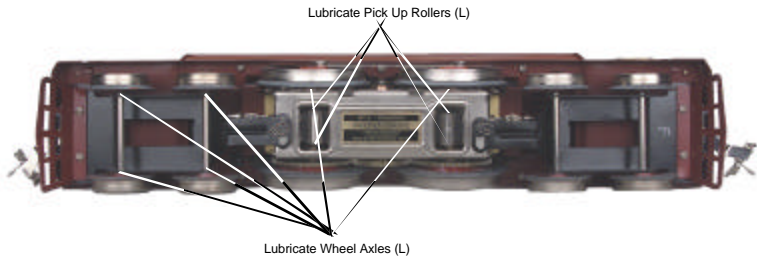


Figure 1. Lubrication Points on the Locomotive

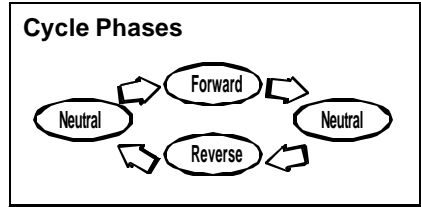
Basic Operation

The Throttle knob controls how fast your train will travel.

Turn the throttle knob up ½-way, until the engine and caboose lights shine bright.

Put the engine into motion by pressing the Direction button on your transformer once. (hold it for approximately 1 second)

If the engine does not begin to move as soon as you firmly press the Direction button, you may not have sent enough voltage to the track to make the train move. Turn the throttle up a bit higher until the train begins to move.



Maintenance

Lubricating and Greasing Instructions

The engine should be well oiled and greased in order to run properly.

Regularly lubricate all axles and linkage components and pickup rollers to prevent squeaking. Use light household oil, such as that found in M.T.H.'s maintenance kit. Do not over oil. Use only a drop or two on each pivot point.

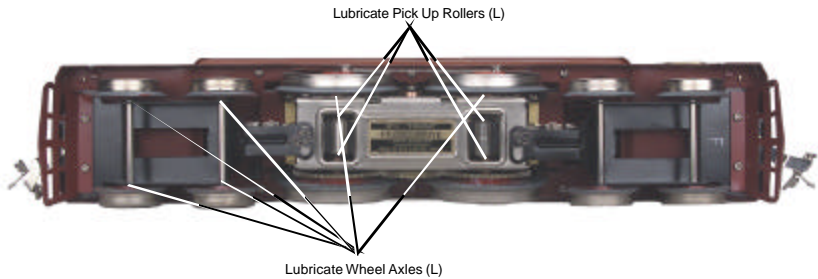


Figure 2

The locomotive's internal gearing was greased at the factory and should not need additional grease. However, it will be necessary to lubricate the idler gears located next to the drive wheels with grease every 25 hours of operation. Follow the greasing points illustrated in Figure 3.

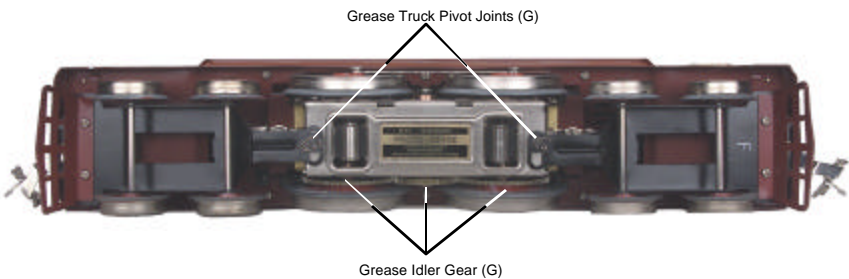


Figure 3

Cleaning The Wheels and Track

Periodically check the locomotive wheels and pickups for dirt and buildup, which can cause poor electrical contact and traction. Wheels can be cleaned using denatured (not rubbing) alcohol applied with a cotton swab.

To clean the track, use RailKing Track Cleaning Fluid and a clean rag or denatured (not rubbing) alcohol. Unplug the transformer and wipe the rails of the track, turning the rag frequently to ensure that you are using clean cloth on the rails. Thereafter, keep an eye on the track and clean it when it gets dirty to ensure good electrical contact and to lengthen the life of the tires.



Headlight Replacement Instructions

The headlight is easy to remove and replace when it burns out. The bulb(s) simply unscrew from their sockets. Replacement bulbs are available directly from the M.T.H. Parts Department.

Transformer Compatibility and Wiring Chart

Proto-Sound 2.0 is designed to work with most standard AC transformers. The chart below lists the many compatible transformers. Note the chart details how the terminals on these transformers should be attached to your layout.

Transformer Model	Center Rail	Outside Rail	Min/Max. Voltage	Power Rating	Transformer Type
MTH Z-500	Red Terminal	Black Terminal	0-18v	50-Watt	Electronic
MTH Z-750	Red Terminal	Black Terminal	0-21v	75-Watt	Electronic
MTH Z-4000	Red Terminal	Black Terminal	0-22v	390-Watt	Electronic
Lionel 1032	U	A	5-16v	90-Watt	Standard
Lionel 1032M	U	A	5-16v	90-Watt	Standard
Lionel 1033	U	A	5-16v	90-Watt	Standard
Lionel 1043	U	A	5-16v	90-Watt	Standard
Lionel 1043M	U	A	5-16v	90-Watt	Standard
Lionel 1044	U	A	5-16v	90-Watt	Standard
Lionel 1053	U	A	8-17v	60-Watt	Standard
Lionel 1063	U	A	8-17v	60-Watt	Standard
All-Trol	Left Terminal	Right Terminal	0-24v	300-Watt	Electronic
Dallee Hostler	Left Terminal	Right Terminal			Electronic
Lionel LW	A	U	8-18v	75-Watt	Standard
Lionel KW	A or B	U	6-20v	190-Watt	Standard
Lionel MW	Outside Track Terminal	Inside Track Terminal	5-16v	50V.A.	Electronic
Lionel RS-1	Red Terminal	Black Terminal	0-18v	50V.A.	Electronic
Lionel RW	U	A	9-19v	110-Watt	Standard
Lionel SW	U	A	Unknown	130-Watt	Standard
Lionel TW	U	A	8-18v	175-Watt	Standard
Lionel ZW	A,B,C or D	U	8-20v	275-Watt	Standard
Lionel Post-War Celebration Series ZW	A,B,C or D	Common	0-20v	135/190 Watt	Electronic

* Conventional Mode Only

Service & Warranty Information

How to Get Service Under the Terms of the Limited One-Year Warranty

For warranty repair, follow the instructions below to obtain warranty service.

First, e-mail, write, call or fax an Authorized M.T.H. Service Center in your area or M.T.H. Electric Trains to obtain Repair Authorization. You can find the list of Authorized Service Centers on the M.T.H. website, www.mth-railking.com. Otherwise, contact M.T.H. (at e-mail: service@mth-railking.com; 7020 Columbia Gateway Drive, Columbia, MD 21046; tel: 410-381-2580; fax: 410-423-0009), stating when the item was purchased and describing the problem. If you contact M.T.H., you will be given a return authorization number to assure that your merchandise will be properly handled upon its receipt.

CAUTION: Make sure the product is packed in its original factory packaging including its foam and plastic wrapping material so as to prevent damage to the merchandise. The shipment must be prepaid and we recommend that it be insured. *A cover letter including your name, address, daytime phone number, e-mail address (if available), Return Authorization number, a copy of your sales receipt and a full description of the problem must be included to facilitate the repairs. Please include the description regardless of whether you discussed the problem with a service technician when contacting the Service Center or M.T.H. for your Return Authorization.*

Limited One-Year Warranty


All M.T.H. products purchased from an Authorized M.T.H. Train Merchant are covered by this warranty. See our website at www.mth-railking.com or call 1-888-640-3700 to identify an Authorized M.T.H. Train Merchant near you.

M.T.H. products are warranted for one year from the date of purchase against defects in material or workmanship, excluding light bulbs, pick-up rollers and traction tires. We will repair or replace (at our option) the defective part without charge for the parts or labor, if the item is returned to an Authorized M.T.H. Service Center or M.T.H. Electric Trains within one year of the original date of purchase. This warranty does not cover damages caused by improper care, handling, or use. Transportation costs incurred by the customer are not covered under this warranty.

Items sent for repair must be accompanied by a return authorization number, a description of the problem, and a copy of the original sales receipt from an Authorized M.T.H. Train Merchant, which gives the date of purchase. If you are sending the item to M.T.H., call 410-381-2580, fax 410-423-0009, or e-mail the Service Department at service@mth-railking.com to obtain a return authorization number. If you are sending this product to an Authorized Service Center, contact that Center for their return authorization.

This warranty gives you specific legal rights, and you may have other rights that vary from state to state.

Service Department
M.T.H. Electric Trains
7020 Columbia Gateway Drive
Columbia, Maryland 21046-1532



MTH
ELECTRIC TRAINS[®]

AUTHORIZED SERVICE CENTER

7020 Columbia Gateway Dr. - Columbia, MD 21046
Information: 410-381-2580 Fax: 410-381-6122
www.mth-railking.com

PARTICIPATING RETAILER LIST

ALABAMA

SOUTHERLAND STATION
HUNTSVILLE
256-533-4720
railway@bellsouth.net

ARIZONA

ARIZONA TRAIN DEPOT
MESA
480-833-9486
sales@arizonatraindepot.com
www.arizonatraindepot.com/

CALIFORNIA

DOLLHOUSES, TRAINS & MORE
NOVATO
415-883-0388
kbecker@cmc.net

TIN PLATE JUNCTION

OAKLAND
510-444-4780
TOYTRAINS@email.msn.com

COLORADO

MIZELL TRAINS Inc
WESTMINSTER
303-429-4811
mizelltrains@cs.com
www.mizelltrains.com

CONNECTICUT

SHELTON RAILROAD SYSTEMS
SHELTON
203-924-8761
adriani@clearlight.com
NEW ENGLAND HOBBY SUPPLY
MANCHESTER
860-646-0610
bobbell@nehobby.com

DELAWARE

K R R B MODEL TRAINS INC.
NEWARK
302-292-2779
info@krbb.com
www.krbb.com

FLORIDA

DEPOT HOBBY SHOP
LAKE WORTH
561-585-1982
jimmy11982@aol.com
www.depothobbies.com

COLONIAL PHOTO & HOBBY

ORLANDO
407-841-1485
trains@colonialphotoandhobby.com

WARRICK CUSTOM HOBBIES

PLANTATION
954-370-0708
info@warrickcustomhobbies.com
www.warrickcustomhobbies.com

FRANK'S TRAINS & HOBBIES INC.

OLDSMAR
813-855-1041
FTH@allhobbies.com
www.allhobbies.com

READY TO ROLL

MIAMI
305-688-8868
rttrains@aol.com
www.readytorolltrains.com

ILLINOIS

BIKE & CHOO CHOO CONNECTION
SCHAUMBURG
847-882-7728
trainconnection@aol.com

INDIANA

Y. O. R. K. TRAINS
MUNSTER
219-838-9999
yorktrains@aol.com

SAMUELSON'S TRAIN SHOP

VALPARAISO
219-462-2708

LOUISIANA

AMERICA'S TRAIN YARD
BATON ROUGE
225-926-5592

MAINE

WHEELS, WINGS & THINGS
LUDLOW
207-532-6277
irc44@javanet.com

MARYLAND

ENGINE HOUSE HOBBIES
GAITHERSBURG
301-590-0816
luccierise@aol.com

J & B TRAINS

HAGERSTOWN
240-420-4930

HOBBYTOWN USA

FREDERICK
301-694-7395

PURKEY'S TOY TRAINS

SYKESVILLE
410-549-6061
wiley@oldmainline.com

THE TRAINROOM

HAGERSTOWN
301-745-6681

MASSACHUSETTS

NORTHEAST TRAINS
PEABODY
978-532-1615
www.netrains.com

MICHIGAN

BRASSEUR ELECTRIC TRAINS INC.
SAGINAW
517-793-4753
bob@traindoctor.com
www.traindoctor.com

MISSOURI

SWITCH STAND
 SAINT LOUIS
 314-781-4458
 r41877@earthlink.com

MARK TWAIN HOBBY CENTER

ST. CHARLES
 636-946-2816
 webmaster@hobby1.com
 www.hobby1.com

NEW HAMPSHIRE

TREASUREDTOYS
 SALEM
 603-898-7224
 ttots@treasured-toys.com
 www.treasured-toys.com

RAILROAD SPECIALTIES

HUDSON
 603-882-5566
 crew@electric-trains.com
 www.electric-trains.com

NEW JERSEY

TRAINS & THINGS
 TRENTON
 609-883-8790
 trainsanthings@aol.com

GRAND CENTRAL STATION

KEARNY
 201-955-6200
 228gene@gateway.com

HOBBYMASTERS, INC

RED BANK
 732-842-6020
 hobbymasters@hobbymasters.com

HOLLY BEACH TRAIN DEPOT

WILDWOOD
 609-522-2379
 larry@pro-usa.net

COAST TRAINS AND COLLECTIBLES

WALL
 732-556-9005
 coasttrain@aol.com
 www.coasttrains.com

J & B TRAINS, INC.

MAPLE SHADE
 856-414-0092
 BASE1130@aol.com

HOBBY SHOP

MATAWAN
 732-583-0505
 hobbyshopnj.com

ATLANTIC RAILS

HAMMONTON
 609-567-8490
 bobcap@pics.com
 www.atlanticrails.com

COUNTRY AND STUFF

ANDOVER
 973-786-7086
 stuff@crystal.palace.net

RIDGEFIELD HOBBY

RIDGEFIELD
 201-943-2636

COLUMBUS TRAIN STATION

COLUMBUS
 609-518-1800

NEW YORK**AURORA RAILS & HOBBIES**

EAST AURORA
 716-652-5718
 rk82141@aol.com

AMERICANA STORE

TIVOLI
 845-757-4246
 mthdepot@valstar.net

NASSAU HOBBY CENTER, INC.

FREEPORT
 516-378-9594
 Charlienassau@aol.com

KROSS HARDWARE

WEST BABYLON
 631-669-3069
 1989@aol.com

CITY DEPOT, INC.

NEW HAMPTON
 845-374-3010
 citydepot@frontiernet.net
 www.citydepot.com

NORTH CAROLINA**DRY BRIDGE STATION**

MOUNT AIRY
 336-786-9811
 mikek@drybridgestation.com
 www.drybridgestation.com

THE FREIGHT YARD

SMITHFIELD
 919-934-6229
 disbissette@aol.com

TRAINS LTD.

CHARLOTTE
 704-566-9070
 modelrns@bellsouth.net
 www.trainstld.com

THE ROUNDHOUSE & BACKSHOP

CARY
 919-465-0810

OHIO**DIXIE UNION STATION**

MASON
 513-459-0460
 rockylane@core.net
 www.dixieunionstation.com

RICK'S TOY TRAINS

TOLEDO
 419-478-0171

T & K HOBBY SHOP

BRIDGEPORT
 740-633-6607
 salea@tkhobbies.com
 www.tkhobbies.com

TRAINS-N- THINGS

CANTON
 330-499-1666
 trains@sssnnet.com

PARMA HOBBY

CLEVELAND
 216-741-6440
 info@parmahobby.com

GLEN'S TRAIN SHOP

AKRON
 330-253-6527

E & S TRAINS

AKRON
 330-745-0785

GRAND PACIFIC JUNCTION

OLMSTEAD FALLS
 440-235-4777
 gpjmrr@juno.com
 HUDSON TOY, TRAIN & HOBBY
 HUDSON
 330-653-2997
 epickers@aol.com

DAVIS ELECTRONICS

MILFORD
 513-831-6425
 davisrains@fuse.net
 www.davisrains.com

SANDY'S HOBBY'S & COLLECTIBLES

ELYRIA
 440-365-9999
 sandyshobb@aol.com

ERIE RAILWAY DEPOT

TROY
 937-440-9972
 orville@gte.net

CLEARVIEW TRAIN & HOBBY

LORAIN
 440-277-4488
 klogar@erinet.net
 www.clearviewtrainandhobby.com

PENNSYLVANIA**FAIRCHANCE PHARMACY**

FAIRCHANCE
 724-564-7817
 mhdealer@aol.com
 www.hhs.net/fairchance

THE STATION
NEW CUMBERLAND
717-774-7096
station@paonline.com
BUSSINGER TRAINS
AMBLER
215-628-2366
choochoos@icdc.com
www.icdc.com/~btrains

CHARLEROI SWEEPER CENTER
CHARLEROI
724-483-3397

AMERICAN HOBBY CENTER
ALIQUIPPA
724-378-3930
american@icubed.com

CRANBERRY HOBBY DEPOT
CRANBERRY TWP
724-776-3640
JAdams6113@aol.com

ALLENTOWN TOY TRAIN SERVICE
ALLENTOWN
610-821-0740

ON THE RIGHT TRACK
ALTOONA
814-942-4345

JIM'S TRAIN SHOP
HOMER CITY
724-479-2026
sudsy@stargate.net

YE OLDE TRAIN & CHRISTMAS
SHOPPE
BOYERTOWN
610-369-0755
www.yoldetrain.com

TOBY TYLER'S HOBBY CENTER
PITTSBURGH
412-653-5030
tobytyler111@cs.com

BUSTLETON TRAIN SHOP
PHILADELPHIA
215-698-7266

CHESTNUT TOYBOX
PHILADELPHIA
215-545-0455
chestnuttoy@earthlink.net

THE CABOOSE
LEIGHTON
570-386-5352
www.thecaboosehobbies.com
victen@ptd.net

SOUTH CAROLINA
EMERALD TRAIN & HOBBY
GREENWOOD
864-223-2247

TENNESSEE
MODEL RAILROAD & HOBBY SHOP
MEMPHIS
901-384-6500
mrhs99@earthlink.net
www.modelrailroadandhobby.com

TEXAS
HOBBY TIME
AMARILLO
806.352.9660
don.l.harris.@hobby-time.com

VIRGINIA
TRAIN DEPOT
MANASSAS
703-335-2216

NORGE STATION
WILLIAMSBURG
757-564-7623
norgetrains@cs.com

NUTBUSH EXPRESS
VICTORIA
804-696-1902
thenutbushexp@meckcom.net

TOY TRAIN CENTER
RICHMOND
804-288-4475

T S G HOBBIES
WARRENTON
540-347-9212
tripl@mnsinc.com
www.mnsinc.com/tripi/tsg.htm

CHESTERFIELD HOBBIES
MIDLOTHIAN
804-379-9091
chsthobb@erols.com
www.chesterfieldhobbies.com

DAVIS HOBBY SUPPLIES
PORTSMOUTH
757-397-1983
ralph@davishobby.com
www.davishobby.com

LOCUST GROVE TRAINS
LOCUST GROVE
540-854-8955
lgtrains@aol.com
www.locustgrovetrains.com

WEST VIRGINIA
PATRICK'S TRAINS
WHEELING
304-232-0714
trains@palstrains.com
www.palstrains.com

WISCONSIN
SOMMERFELD'S TRAINS
BUTLER
262-783-7797
questions@sommerfelds.com
www.sommerfelds.com

G B T V & TRAINS
GREEN BAY
920-496-9697
rtycoon@netnet.net

GRAMPA'S TRAIN SHOP
RICE LAKE
715-234-2996
grampastrains@yahoo.com



THE TRAIN STORE
WAUKESHA
262-650-6675

HOBBY OUTLET
FOND DU LAC
920-924-3770
hobby_outlet@hotmail.com

CANADA
ONTARIO
CREDIT VALLEY RAILWAY COMPANY
STREETSVILLE
905-826-1306
CVRCO@globalserve.net
www.cvrco.com

TOY TRAIN WORKSHOP
CUMBERLAND
613-833-3125
info@toytrainworkshop.com
www.toytrainworkshop.com

THE TRAIN ROOM
FERGUS
519-787-3280



Tinplate 1764 Electric Locomotive

OPERATOR'S MANUAL



TRADITIONAL MODEL

Compatibility

This engine will operate on any traditional Standard Gauge tubular track system, including M.T.H.'s tubular track. It is also compatible with most standard AC transformers. (See page 7 for a complete list of compatible transformers and wiring instructions.)

PLEASE READ BEFORE USE AND SAVE

Table of Contents

Set Up Checklist	3
Lubrication.....	3
Basic Operation	4
Maintenance	5
Lubricating and Greasing Instructions.....	5
Cleaning The Wheels and Track.....	6
Headlight Replacement Instructions.....	6
Transformer Compatibility and Wiring Chart.....	7
Service & Warranty Information.....	8
Limited One-Year Warranty.....	8

CAUTION: ELECTRICALLY OPERATED PRODUCT:

Not recommended for children under 10 years of age. M.T.H. recommends adult supervision with children ages 10 - 16. As with all electric products, precautions should be observed during handling and use to reduce the risk of electric shock.

WARNING:When using electrical products, basic safety precautions should be observed, including the following: Read this manual thoroughly before using this device.

- M.T.H. recommends that all users and persons supervising use examine the hobby transformer and other electronic equipment periodically for conditions that may result in the risk of fire, electric shock, or injury to persons, such as damage to the primary cord, plug blades, housing, output jacks or other parts. In the event such conditions exist, the train set should not be used until properly repaired.
- Do not operate your layout unattended. Obstructed accessories or stalled trains may overheat, resulting in damage to your layout.
- This train set is intended for indoor use. Do not use if water is present. Serious injury or fatality may result.
- Do not operate the hobby transformer with damaged cord, plug, switches, buttons or case.

Set Up Checklist

- Lubricate the locomotive
- Apply power to run as described in the Basic Operating Section of this manual

Lubrication

You should lubricate the engine to prevent it from squeaking. Use light household oil and follow the lubrication points marked “L” in Fig. 1. Do not over-oil. Use only a drop or two on each pivot point.

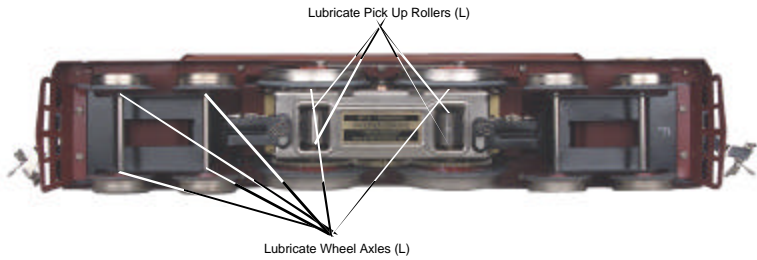


Figure 1. Lubrication Points on the Locomotive

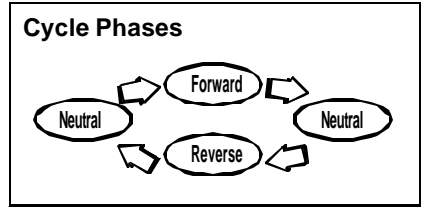
Basic Operation

The Throttle knob controls how fast your train will travel.

Turn the throttle knob up ½-way, until the engine and caboose lights shine bright.

Put the engine into motion by pressing the Direction button on your transformer once. (hold it for approximately 1 second)

If the engine does not begin to move as soon as you firmly press the Direction button, you may not have sent enough voltage to the track to make the train move. Turn the throttle up a bit higher until the train begins to move.



Maintenance

Lubricating and Greasing Instructions

The engine should be well oiled and greased in order to run properly.

Regularly lubricate all axles and linkage components and pickup rollers to prevent squeaking. Use light household oil, such as that found in M.T.H.'s maintenance kit. Do not over oil. Use only a drop or two on each pivot point.

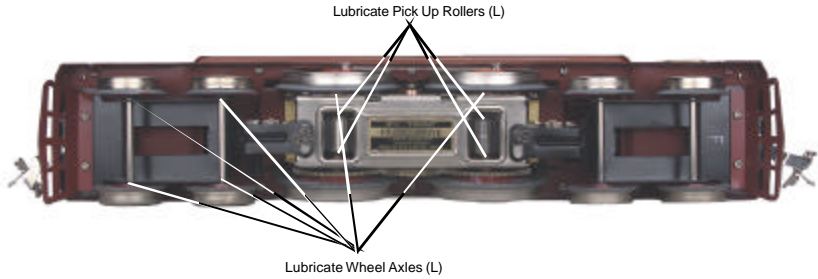


Figure 2

The locomotive's internal gearing was greased at the factory and should not need additional grease. However, it will be necessary to lubricate the idler gears located next to the drive wheels with grease every 25 hours of operation. Follow the greasing points illustrated in Figure 3.

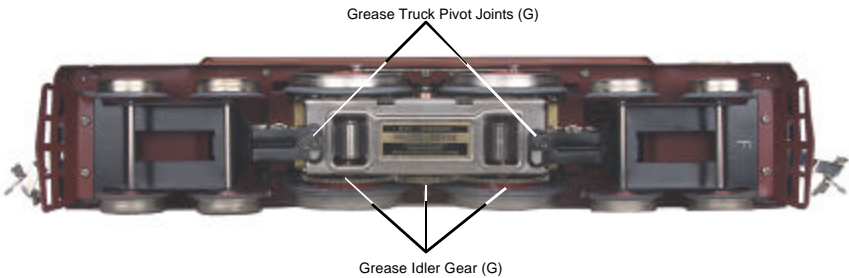


Figure 3

Cleaning The Wheels and Track

Periodically check the locomotive wheels and pickups for dirt and buildup, which can cause poor electrical contact and traction. Wheels can be cleaned using denatured (not rubbing) alcohol applied with a cotton swab.

To clean the track, use RailKing Track Cleaning Fluid and a clean rag or denatured (not rubbing) alcohol. Unplug the transformer and wipe the rails of the track, turning the rag frequently to ensure that you are using clean cloth on the rails. Thereafter, keep an eye on the track and clean it when it gets dirty to ensure good electrical contact and to lengthen the life of the tires.



Headlight Replacement Instructions

The headlight is easy to remove and replace when it burns out. The bulb(s) simply unscrew from their sockets. Replacement bulbs are available directly from the M.T.H. Parts Department.

Transformer Compatibility and Wiring Chart

Proto-Sound 2.0 is designed to work with most standard AC transformers. The chart below lists the many compatible transformers. Note the chart details how the terminals on these transformers should be attached to your layout.

Transformer Model	Center Rail	Outside Rail	Min/Max. Voltage	Power Rating	Transformer Type
MTH Z-500	Red Terminal	Black Terminal	0-18v	50-Watt	Electronic
MTH Z-750	Red Terminal	Black Terminal	0-21v	75-Watt	Electronic
MTH Z-4000	Red Terminal	Black Terminal	0-22v	390-Watt	Electronic
Lionel 1032	U	A	5-16v	90-Watt	Standard
Lionel 1032M	U	A	5-16v	90-Watt	Standard
Lionel 1033	U	A	5-16v	90-Watt	Standard
Lionel 1043	U	A	5-16v	90-Watt	Standard
Lionel 1043M	U	A	5-16v	90-Watt	Standard
Lionel 1044	U	A	5-16v	90-Watt	Standard
Lionel 1053	U	A	8-17v	60-Watt	Standard
Lionel 1063	U	A	8-17v	60-Watt	Standard
All-Trol	Left Terminal	Right Terminal	0-24v	300-Watt	Electronic
Dallee Hostler	Left Terminal	Right Terminal			Electronic
Lionel LW	A	U	8-18v	75-Watt	Standard
Lionel KW	A or B	U	6-20v	190-Watt	Standard
Lionel MW	Outside Track Terminal	Inside Track Terminal	5-16v	50V.A.	Electronic
Lionel RS-1	Red Terminal	Black Terminal	0-18v	50V.A.	Electronic
Lionel RW	U	A	9-19v	110-Watt	Standard
Lionel SW	U	A	Unknown	130-Watt	Standard
Lionel TW	U	A	8-18v	175-Watt	Standard
Lionel ZW	A,B,C or D	U	8-20v	275-Watt	Standard
Lionel Post-War Celebration Series ZW	A,B,C or D	Common	0-20v	135/190 Watt	Electronic

* Conventional Mode Only

Service & Warranty Information

How to Get Service Under the Terms of the Limited One-Year Warranty

For warranty repair, follow the instructions below to obtain warranty service.

First, e-mail, write, call or fax an Authorized M.T.H. Service Center in your area or M.T.H. Electric Trains to obtain Repair Authorization. You can find the list of Authorized Service Centers on the M.T.H. website, www.mth-railking.com. Otherwise, contact M.T.H. (at e-mail: service@mth-railking.com; 7020 Columbia Gateway Drive, Columbia, MD 21046; tel: 410-381-2580; fax: 410-423-0009), stating when the item was purchased and describing the problem. If you contact M.T.H., you will be given a return authorization number to assure that your merchandise will be properly handled upon its receipt.

CAUTION: Make sure the product is packed in its original factory packaging including its foam and plastic wrapping material so as to prevent damage to the merchandise. The shipment must be prepaid and we recommend that it be insured. *A cover letter including your name, address, daytime phone number, e-mail address (if available), Return Authorization number, a copy of your sales receipt and a full description of the problem must be included to facilitate the repairs. Please include the description regardless of whether you discussed the problem with a service technician when contacting the Service Center or M.T.H. for your Return Authorization.*

Limited One-Year Warranty

All M.T.H. products purchased from an Authorized M.T.H. Train Merchant are covered by this warranty. See our website at www.mth-railking.com or call 1-888-640-3700 to identify an Authorized M.T.H. Train Merchant near you.

M.T.H. products are warranted for one year from the date of purchase against defects in material or workmanship, excluding light bulbs, pick-up rollers and traction tires. We will repair or replace (at our option) the defective part without charge for the parts or labor, if the item is returned to an Authorized M.T.H. Service Center or M.T.H. Electric Trains within one year of the original date of purchase. This warranty does not cover damages caused by improper care, handling, or use. Transportation costs incurred by the customer are not covered under this warranty.

Items sent for repair must be accompanied by a return authorization number, a description of the problem, and a copy of the original sales receipt from an Authorized M.T.H. Train Merchant, which gives the date of purchase. If you are sending the item to M.T.H., call 410-381-2580, fax 410-423-0009, or e-mail the Service Department at service@mth-railking.com to obtain a return authorization number. If you are sending this product to an Authorized Service Center, contact that Center for their return authorization.

This warranty gives you specific legal rights, and you may have other rights that vary from state to state.

Service Department
M.T.H. Electric Trains
7020 Columbia Gateway Drive
Columbia, Maryland 21046-1532

7020 Columbia Gateway Dr. - Columbia, MD 21046
Information: 410-381-2580 Fax: 410-381-6122
www.mth-railking.com

PARTICIPATING RETAILER LIST

ALABAMA

SOUTHERLAND STATION
 HUNTSVILLE
 256-533-4720
railway@bellsouth.net

ARIZONA

ARIZONA TRAIN DEPOT
 MESA
 480-833-9486
sales@arizonatraindepot.com
www.arizonatraindepot.com/

CALIFORNIA

DOLLHOUSES, TRAINS & MORE
 NOVATO
 415-883-0388
kbecker@cmc.net

TIN PLATE JUNCTION

OAKLAND
 510-444-4780
TOYTRAINS@email.msn.com

COLORADO

MIZELL TRAINS Inc
 WESTMINSTER
 303-429-4811
mizelltrains@cs.com
www.mizelltrains.com

CONNECTICUT

SHELTON RAILROAD SYSTEMS
 SHELTON
 203-924-8761
adriani@clearlight.com
 NEW ENGLAND HOBBY SUPPLY
 MANCHESTER
 860-646-0610
bobbell@nehobby.com

DELAWARE

K R R B MODEL TRAINS INC.
 NEWARK
 302-292-2779
info@krbb.com
www.krbb.com

FLORIDA

DEPOT HOBBY SHOP
 LAKE WORTH
 561-585-1982
jimmy11982@aol.com
www.depothobbies.com

COLONIAL PHOTO & HOBBY

ORLANDO
 407-841-1485
trains@colonialphotoandhobby.com

WARRICK CUSTOM HOBBIES

PLANTATION
 954-370-0708
info@warrickcustomhobbies.com
www.warrickcustomhobbies.com

FRANK'S TRAINS & HOBBIES INC.

OLDSMAR
 813-855-1041
FTH@allhobbies.com
www.allhobbies.com

READY TO ROLL

MIAMI
 305-688-8868
rttrains@aol.com
www.readytorolltrains.com

ILLINOIS

BIKE & CHOO CHOO CONNECTION
 SCHAUMBURG
 847-882-7728
trainconnection@aol.com

INDIANA

Y. O. R. K. TRAINS
 MUNSTER
 219-838-9999
yorktrains@aol.com

SAMUELSON'S TRAIN SHOP

VALPARAISO
 219-462-2708

LOUISIANA

AMERICA'S TRAIN YARD
 BATON ROUGE
 225-926-5592

MAINE

WHEELS, WINGS & THINGS
 LUDLOW
 207-532-6277
irc44@javanet.com

MARYLAND

ENGINE HOUSE HOBBIES
 GAITHERSBURG
 301-590-0816
luccierise@aol.com

J & B TRAINS

HAGERSTOWN
 240-420-4930

HOBBYTOWN USA

FREDERICK
 301-694-7395

PURKEY'S TOY TRAINS

SYKESVILLE
 410-549-6061
wiley@oldmainline.com

THE TRAINROOM

HAGERSTOWN
 301-745-6681

MASSACHUSETTS

NORTHEAST TRAINS
 PEABODY
 978-532-1615
www.netrains.com

MICHIGAN

BRASSEUR ELECTRIC TRAINS INC.
 SAGINAW
 517-793-4753
bob@traindoctor.com
www.traindoctor.com

MISSOURI

SWITCH STAND
 SAINT LOUIS
 314-781-4458
 r41877@earthlink.com

MARK TWAIN HOBBY CENTER

ST. CHARLES
 636-946-2816
 webmaster@hobby1.com
 www.hobby1.com

NEW HAMPSHIRE

TREASUREDTOYS
 SALEM
 603-898-7224
 ttots@treasured-toys.com
 www.treasured-toys.com

RAILROAD SPECIALTIES

HUDSON
 603-882-5566
 crew@electric-trains.com
 www.electric-trains.com

NEW JERSEY

TRAINS & THINGS
 TRENTON
 609-883-8790
 trainsanthings@aol.com

GRAND CENTRAL STATION

KEARNY
 201-955-6200
 228gene@gateway.com

HOBBYMASTERS, INC

RED BANK
 732-842-6020
 hobbymasters@hobbymasters.com

HOLLY BEACH TRAIN DEPOT

WILDWOOD
 609-522-2379
 larry@pro-usa.net

COAST TRAINS AND COLLECTIBLES

WALL
 732-556-9005
 coasttrain@aol.com
 www.coasttrains.com

J & B TRAINS, INC.

MAPLE SHADE
 856-414-0092
 BASE1130@aol.com

HOBBY SHOP

MATAWAN
 732-583-0505
 hobbyshopnj.com

ATLANTIC RAILS

HAMMONTON
 609-567-8490
 bobcap@pics.com
 www.atlanticrails.com

COUNTRY AND STUFF

ANDOVER
 973-786-7086
 stuff@crystal.palace.net

RIDGEFIELD HOBBY

RIDGEFIELD
 201-943-2636

COLUMBUS TRAIN STATION

COLUMBUS
 609-518-1800

NEW YORK**AURORA RAILS & HOBBIES**

EAST AURORA
 716-652-5718
 rk82141@aol.com

AMERICANA STORE

TIVOLI
 845-757-4246
 mthdepot@valstar.net

NASSAU HOBBY CENTER, INC.

FREEPORT
 516-378-9594
 Charlienassau@aol.com

KROSS HARDWARE

WEST BABYLON
 631-669-3069
 1989@aol.com

CITY DEPOT, INC.

NEW HAMPTON
 845-374-3010
 citydepot@frontiernet.net
 www.citydepot.com

NORTH CAROLINA**DRY BRIDGE STATION**

MOUNT AIRY
 336-786-9811
 mikek@drybridgestation.com
 www.drybridgestation.com

THE FREIGHT YARD

SMITHFIELD
 919-934-6229
 disbissette@aol.com

TRAINS LTD.

CHARLOTTE
 704-566-9070
 modelrns@bellsouth.net
 www.trainstld.com

THE ROUNDHOUSE & BACKSHOP

CARY
 919-465-0810

OHIO**DIXIE UNION STATION**

MASON
 513-459-0460
 rockylane@core.net
 www.dixieunionstation.com

RICK'S TOY TRAINS

TOLEDO
 419-478-0171

T & K HOBBY SHOP

BRIDGEPORT
 740-633-6607
 salea@tkhobbies.com
 www.tkhobbies.com

TRAINS-N- THINGS

CANTON
 330-499-1666
 trains@sssnnet.com

PARMA HOBBY

CLEVELAND
 216-741-6440
 info@parmahobby.com

GLEN'S TRAIN SHOP

AKRON
 330-253-6527

E & S TRAINS

AKRON
 330-745-0785

GRAND PACIFIC JUNCTION

OLMSTEAD FALLS
 440-235-4777
 gpjmrr@juno.com
 HUDSON TOY, TRAIN & HOBBY
 HUDSON
 330-653-2997
 epickers@aol.com

DAVIS ELECTRONICS

MILFORD
 513-831-6425
 davistrains@fuse.net
 www.davistrains.com

SANDY'S HOBBY'S & COLLECTIBLES

ELYRIA
 440-365-9999
 sandyshobb@aol.com

ERIE RAILWAY DEPOT

TROY
 937-440-9972
 orville@gte.net

CLEARVIEW TRAIN & HOBBY

LORAIN
 440-277-4488
 klogar@erienet.net
 www.clearviewtrainandhobby.com

PENNSYLVANIA**FAIRCHANCE PHARMACY**

FAIRCHANCE
 724-564-7817
 mhdealer@aol.com
 www.hhs.net/fairchance

THE STATION
NEW CUMBERLAND
717-774-7096
station@paonline.com
BUSSINGER TRAINS
AMBLER
215-628-2366
choochoos@icdc.com
www.icdc.com/~btrains

CHARLEROI SWEEPER CENTER
CHARLEROI
724-483-3397

AMERICAN HOBBY CENTER
ALIQUIPPA
724-378-3930
american@icubed.com

CRANBERRY HOBBY DEPOT
CRANBERRY TWP
724-776-3640
JAdams6113@aol.com

ALLENTOWN TOY TRAIN SERVICE
ALLENTOWN
610-821-0740

ON THE RIGHT TRACK
ALTOONA
814-942-4345

JIM'S TRAIN SHOP
HOMER CITY
724-479-2026
sudsy@stargate.net

YE OLDE TRAIN & CHRISTMAS
SHOPPE
BOYERTOWN
610-369-0755
www.yoldetrain.com

TOBY TYLER'S HOBBY CENTER
PITTSBURGH
412-653-5030
tobytyler111@cs.com

BUSTLETON TRAIN SHOP
PHILADELPHIA
215-698-7266

CHESTNUT TOYBOX
PHILADELPHIA
215-545-0455
chestnuttoy@earthlink.net

THE CABOOSE
LEIGHTON
570-386-5352
www.thecaboosehobbies.com
victen@ptd.net

SOUTH CAROLINA
EMERALD TRAIN & HOBBY
GREENWOOD
864-223-2247

TENNESSEE
MODEL RAILROAD & HOBBY SHOP
MEMPHIS
901-384-6500
mrhs99@earthlink.net
www.modelrailroadandhobby.com

TEXAS
HOBBY TIME
AMARILLO
806.352.9660
don.l.harris.@hobby-time.com

VIRGINIA
TRAIN DEPOT
MANASSAS
703-335-2216

NORGE STATION
WILLIAMSBURG
757-564-7623
norgetrains@cs.com

NUTBUSH EXPRESS
VICTORIA
804-696-1902
thenutbushexp@meckcom.net

TOY TRAIN CENTER
RICHMOND
804-288-4475

T S G HOBBIES
WARRENTON
540-347-9212
triji@mnsinc.com
www.mnsinc.com/triji/tsg.htm

CHESTERFIELD HOBBIES
MIDLOTHIAN
804-379-9091
chsthobb@erols.com
www.chesterfieldhobbies.com

DAVIS HOBBY SUPPLIES
PORTSMOUTH
757-397-1983
ralph@davishobby.com
www.davishobby.com

LOCUST GROVE TRAINS
LOCUST GROVE
540-854-8955
lgtrains@aol.com
www.locustgrovetrains.com

WEST VIRGINIA
PATRICK'S TRAINS
WHEELING
304-232-0714
trains@palstrains.com
www.palstrains.com

WISCONSIN
SOMMERFELD'S TRAINS
BUTLER
262-783-7797
questions@sommerfelds.com
www.sommerfelds.com

G B T V & TRAINS
GREEN BAY
920-496-9697
rtycoon@netnet.net

GRAMPA'S TRAIN SHOP
RICE LAKE
715-234-2996
grampastrains@yahoo.com



THE TRAIN STORE
WAUKESHA
262-650-6675

HOBBY OUTLET
FOND DU LAC
920-924-3770
hobby_outlet@hotmail.com

CANADA
ONTARIO
CREDIT VALLEY RAILWAY COMPANY
STREETSVILLE
905-826-1306
CVRCO@globalserve.net
www.cvrco.com

TOY TRAIN WORKSHOP
CUMBERLAND
613-833-3125
info@toytrainworkshop.com
www.toytrainworkshop.com

THE TRAIN ROOM
FERGUS
519-787-3280



Tinplate 1764 Electric Locomotive

OPERATOR'S MANUAL



TRADITIONAL MODEL

Compatibility

This engine will operate on any traditional Standard Gauge tubular track system, including M.T.H.'s tubular track. It is also compatible with most standard AC transformers. (See page 7 for a complete list of compatible transformers and wiring instructions.)

PLEASE READ BEFORE USE AND SAVE

Table of Contents

Set Up Checklist	3
Lubrication.....	3
Basic Operation	4
Maintenance	5
Lubricating and Greasing Instructions.....	5
Cleaning The Wheels and Track.....	6
Headlight Replacement Instructions.....	6
Transformer Compatibility and Wiring Chart.....	7
Service & Warranty Information.....	8
Limited One-Year Warranty.....	8

CAUTION: ELECTRICALLY OPERATED PRODUCT:

Not recommended for children under 10 years of age. M.T.H. recommends adult supervision with children ages 10 - 16. As with all electric products, precautions should be observed during handling and use to reduce the risk of electric shock.

WARNING:When using electrical products, basic safety precautions should be observed, including the following: Read this manual thoroughly before using this device.

- M.T.H. recommends that all users and persons supervising use examine the hobby transformer and other electronic equipment periodically for conditions that may result in the risk of fire, electric shock, or injury to persons, such as damage to the primary cord, plug blades, housing, output jacks or other parts. In the event such conditions exist, the train set should not be used until properly repaired.
- Do not operate your layout unattended. Obstructed accessories or stalled trains may overheat, resulting in damage to your layout.
- This train set is intended for indoor use. Do not use if water is present. Serious injury or fatality may result.
- Do not operate the hobby transformer with damaged cord, plug, switches, buttons or case.

Set Up Checklist

- Lubricate the locomotive
- Apply power to run as described in the Basic Operating Section of this manual

Lubrication

You should lubricate the engine to prevent it from squeaking. Use light household oil and follow the lubrication points marked “L” in Fig. 1. Do not over-oil. Use only a drop or two on each pivot point.

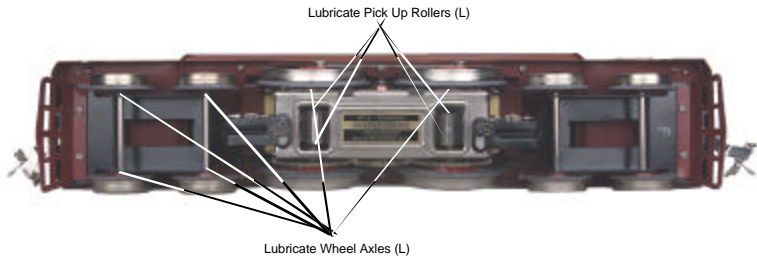


Figure 1. Lubrication Points on the Locomotive

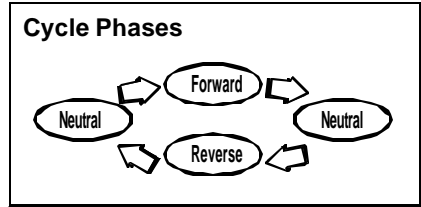
Basic Operation

The Throttle knob controls how fast your train will travel.

Turn the throttle knob up ½-way, until the engine and caboose lights shine bright.

Put the engine into motion by pressing the Direction button on your transformer once. (hold it for approximately 1 second)

If the engine does not begin to move as soon as you firmly press the Direction button, you may not have sent enough voltage to the track to make the train move. Turn the throttle up a bit higher until the train begins to move.



Maintenance

Lubricating and Greasing Instructions

The engine should be well oiled and greased in order to run properly.

Regularly lubricate all axles and linkage components and pickup rollers to prevent squeaking. Use light household oil, such as that found in M.T.H.'s maintenance kit. Do not over oil. Use only a drop or two on each pivot point.

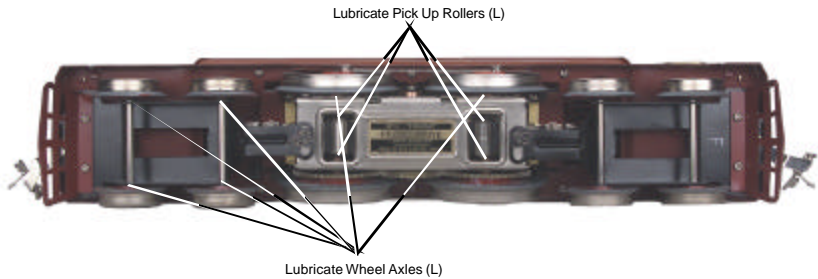


Figure 2

The locomotive's internal gearing was greased at the factory and should not need additional grease. However, it will be necessary to lubricate the idler gears located next to the drive wheels with grease every 25 hours of operation. Follow the greasing points illustrated in Figure 3.

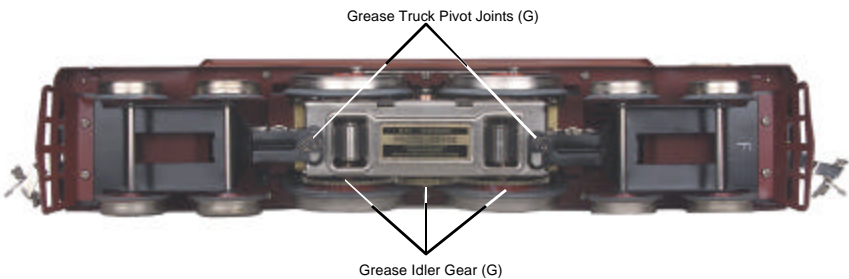


Figure 3

Cleaning The Wheels and Track

Periodically check the locomotive wheels and pickups for dirt and buildup, which can cause poor electrical contact and traction. Wheels can be cleaned using denatured (not rubbing) alcohol applied with a cotton swab.

To clean the track, use RailKing Track Cleaning Fluid and a clean rag or denatured (not rubbing) alcohol. Unplug the transformer and wipe the rails of the track, turning the rag frequently to ensure that you are using clean cloth on the rails. Thereafter, keep an eye on the track and clean it when it gets dirty to ensure good electrical contact and to lengthen the life of the tires.



Headlight Replacement Instructions

The headlight is easy to remove and replace when it burns out. The bulb(s) simply unscrew from their sockets. Replacement bulbs are available directly from the M.T.H. Parts Department.

Transformer Compatibility and Wiring Chart

Proto-Sound 2.0 is designed to work with most standard AC transformers. The chart below lists the many compatible transformers. Note the chart details how the terminals on these transformers should be attached to your layout.

Transformer Model	Center Rail	Outside Rail	Min/Max. Voltage	Power Rating	Transformer Type
MTH Z-500	Red Terminal	Black Terminal	0-18v	50-Watt	Electronic
MTH Z-750	Red Terminal	Black Terminal	0-21v	75-Watt	Electronic
MTH Z-4000	Red Terminal	Black Terminal	0-22v	390-Watt	Electronic
Lionel 1032	U	A	5-16v	90-Watt	Standard
Lionel 1032M	U	A	5-16v	90-Watt	Standard
Lionel 1033	U	A	5-16v	90-Watt	Standard
Lionel 1043	U	A	5-16v	90-Watt	Standard
Lionel 1043M	U	A	5-16v	90-Watt	Standard
Lionel 1044	U	A	5-16v	90-Watt	Standard
Lionel 1053	U	A	8-17v	60-Watt	Standard
Lionel 1063	U	A	8-17v	60-Watt	Standard
All-Trol	Left Terminal	Right Terminal	0-24v	300-Watt	Electronic
Dallee Hostler	Left Terminal	Right Terminal			Electronic
Lionel LW	A	U	8-18v	75-Watt	Standard
Lionel KW	A or B	U	6-20v	190-Watt	Standard
Lionel MW	Outside Track Terminal	Inside Track Terminal	5-16v	50V.A.	Electronic
Lionel RS-1	Red Terminal	Black Terminal	0-18v	50V.A.	Electronic
Lionel RW	U	A	9-19v	110-Watt	Standard
Lionel SW	U	A	Unknown	130-Watt	Standard
Lionel TW	U	A	8-18v	175-Watt	Standard
Lionel ZW	A,B,C or D	U	8-20v	275-Watt	Standard
Lionel Post-War Celebration Series ZW	A,B,C or D	Common	0-20v	135/190 Watt	Electronic

* Conventional Mode Only

Service & Warranty Information

How to Get Service Under the Terms of the Limited One-Year Warranty

For warranty repair, follow the instructions below to obtain warranty service.

First, e-mail, write, call or fax an Authorized M.T.H. Service Center in your area or M.T.H. Electric Trains to obtain Repair Authorization. You can find the list of Authorized Service Centers on the M.T.H. website, www.mth-railking.com. Otherwise, contact M.T.H. (at e-mail: service@mth-railking.com; 7020 Columbia Gateway Drive, Columbia, MD 21046; tel: 410-381-2580; fax: 410-423-0009), stating when the item was purchased and describing the problem. If you contact M.T.H., you will be given a return authorization number to assure that your merchandise will be properly handled upon its receipt.

CAUTION: Make sure the product is packed in its original factory packaging including its foam and plastic wrapping material so as to prevent damage to the merchandise. The shipment must be prepaid and we recommend that it be insured. *A cover letter including your name, address, daytime phone number, e-mail address (if available), Return Authorization number, a copy of your sales receipt and a full description of the problem must be included to facilitate the repairs. Please include the description regardless of whether you discussed the problem with a service technician when contacting the Service Center or M.T.H. for your Return Authorization.*

Limited One-Year Warranty

All M.T.H. products purchased from an Authorized M.T.H. Train Merchant are covered by this warranty. See our website at www.mth-railking.com or call 1-888-640-3700 to identify an Authorized M.T.H. Train Merchant near you.

M.T.H. products are warranted for one year from the date of purchase against defects in material or workmanship, excluding light bulbs, pick-up rollers and traction tires. We will repair or replace (at our option) the defective part without charge for the parts or labor, if the item is returned to an Authorized M.T.H. Service Center or M.T.H. Electric Trains within one year of the original date of purchase. This warranty does not cover damages caused by improper care, handling, or use. Transportation costs incurred by the customer are not covered under this warranty.

Items sent for repair must be accompanied by a return authorization number, a description of the problem, and a copy of the original sales receipt from an Authorized M.T.H. Train Merchant, which gives the date of purchase. If you are sending the item to M.T.H., call 410-381-2580, fax 410-423-0009, or e-mail the Service Department at service@mth-railking.com to obtain a return authorization number. If you are sending this product to an Authorized Service Center, contact that Center for their return authorization.

This warranty gives you specific legal rights, and you may have other rights that vary from state to state.

Service Department
M.T.H. Electric Trains
7020 Columbia Gateway Drive
Columbia, Maryland 21046-1532



MTH
ELECTRIC TRAINS[®]

AUTHORIZED SERVICE CENTER

7020 Columbia Gateway Dr. - Columbia, MD 21046
Information: 410-381-2580 Fax: 410-381-6122
www.mth-railking.com

PARTICIPATING RETAILER LIST

ALABAMA

SOUTHERLAND STATION
HUNTSVILLE
256-533-4720
railway@bellsouth.net

ARIZONA

ARIZONA TRAIN DEPOT
MESA
480-833-9486
sales@arizonatraindepot.com
www.arizonatraindepot.com/

CALIFORNIA

DOLLHOUSES, TRAINS & MORE
NOVATO
415-883-0388
kbecker@cmc.net

TIN PLATE JUNCTION

OAKLAND
510-444-4780
TOYTRAINS@email.msn.com

COLORADO

MIZELL TRAINS Inc
WESTMINSTER
303-429-4811
mizelltrains@cs.com
www.mizelltrains.com

CONNECTICUT

SHELTON RAILROAD SYSTEMS
SHELTON
203-924-8761
adriani@clearlight.com
NEW ENGLAND HOBBY SUPPLY
MANCHESTER
860-646-0610
bobbell@nehobby.com

DELAWARE

K R R B MODEL TRAINS INC.
NEWARK
302-292-2779
info@krbb.com
www.krbb.com

FLORIDA

DEPOT HOBBY SHOP
LAKE WORTH
561-585-1982
jimmy11982@aol.com
www.depothobbies.com

COLONIAL PHOTO & HOBBY

ORLANDO
407-841-1485
trains@colonialphotoandhobby.com

WARRICK CUSTOM HOBBIES

PLANTATION
954-370-0708
info@warrickcustomhobbies.com
www.warrickcustomhobbies.com

FRANK'S TRAINS & HOBBIES INC.

OLDSMAR
813-855-1041
FTH@allhobbies.com
www.allhobbies.com

READY TO ROLL

MIAMI
305-688-8868
rttrains@aol.com
www.readytorolltrains.com

ILLINOIS

BIKE & CHOO CHOO CONNECTION
SCHAUMBURG
847-882-7728
trainconnection@aol.com

INDIANA

Y. O. R. K. TRAINS
MUNSTER
219-838-9999
yorktrains@aol.com

SAMUELSON'S TRAIN SHOP

VALPARAISO
219-462-2708

LOUISIANA

AMERICA'S TRAIN YARD
BATON ROUGE
225-926-5592

MAINE

WHEELS, WINGS & THINGS
LUDLOW
207-532-6277
irc44@javanet.com

MARYLAND

ENGINE HOUSE HOBBIES
GAITHERSBURG
301-590-0816
lucciecerise@aol.com

J & B TRAINS

HAGERSTOWN
240-420-4930

HOBBYTOWN U S A

FREDERICK
301-694-7395

PURKEY'S TOY TRAINS

SYKESVILLE
410-549-6061
wiley@oldmainline.com

THE TRAINROOM

HAGERSTOWN
301-745-6681

MASSACHUSETTS

NORTHEAST TRAINS
PEABODY
978-532-1615
www.netrains.com

MICHIGAN

BRASSEUR ELECTRIC TRAINS INC.
SAGINAW
517-793-4753
bob@traindoctor.com
www.traindoctor.com

MISSOURI

SWITCH STAND
 SAINT LOUIS
 314-781-4458
 r41877@earthlink.com

MARK TWAIN HOBBY CENTER

ST. CHARLES
 636-946-2816
 webmaster@hobby1.com
 www.hobby1.com

NEW HAMPSHIRE

TREASUREDTOYS
 SALEM
 603-898-7224
 ttots@treasured-toys.com
 www.treasured-toys.com

RAILROAD SPECIALTIES

HUDSON
 603-882-5566
 crew@electric-trains.com
 www.electric-trains.com

NEW JERSEY

TRAINS & THINGS
 TRENTON
 609-883-8790
 trainsanthings@aol.com

GRAND CENTRAL STATION

KEARNY
 201-955-6200
 228gene@gateway.com

HOBBYMASTERS, INC

RED BANK
 732-842-6020
 hobbymasters@hobbymasters.com

HOLLY BEACH TRAIN DEPOT

WILDWOOD
 609-522-2379
 larry@pro-usa.net

COAST TRAINS AND COLLECTIBLES

WALL
 732-556-9005
 coasttrain@aol.com
 www.coasttrains.com

J & B TRAINS, INC.

MAPLE SHADE
 856-414-0092
 BASE1130@aol.com

HOBBY SHOP

MATAWAN
 732-583-0505
 hobbyshopnj.com

ATLANTIC RAILS

HAMMONTON
 609-567-8490
 bobcap@pics.com
 www.atlanticrails.com

COUNTRY AND STUFF

ANDOVER
 973-786-7086
 stuff@crystal.palace.net

RIDGEFIELD HOBBY

RIDGEFIELD
 201-943-2636

COLUMBUS TRAIN STATION

COLUMBUS
 609-518-1800

NEW YORK**AURORA RAILS & HOBBIES**

EAST AURORA
 716-652-5718
 rk82141@aol.com

AMERICANA STORE

TIVOLI
 845-757-4246
 mthdepot@valstar.net

NASSAU HOBBY CENTER, INC.

FREEPORT
 516-378-9594
 Charlienassau@aol.com

KROSS HARDWARE

WEST BABYLON
 631-669-3069
 1989@aol.com

CITY DEPOT, INC.

NEW HAMPTON
 845-374-3010
 citydepot@frontiernet.net
 www.citydepot.com

NORTH CAROLINA**DRY BRIDGE STATION**

MOUNT AIRY
 336-786-9811
 mikek@drybridgestation.com
 www.drybridgestation.com

THE FREIGHT YARD

SMITHFIELD
 919-934-6229
 disbissette@aol.com

TRAINS LTD.

CHARLOTTE
 704-566-9070
 modelrns@bellsouth.net
 www.trainstld.com

THE ROUNDHOUSE & BACKSHOP

CARY
 919-465-0810

OHIO**DIXIE UNION STATION**

MASON
 513-459-0460
 rockylane@core.net
 www.dixieunionstation.com

RICK'S TOY TRAINS

TOLEDO
 419-478-0171

T & K HOBBY SHOP

BRIDGEPORT
 740-633-6607
 salea@tkhobbies.com
 www.tkhobbies.com

TRAINS-N- THINGS

CANTON
 330-499-1666
 trains@sssnnet.com

PARMA HOBBY

CLEVELAND
 216-741-6440
 info@parmahobby.com

GLEN'S TRAIN SHOP

AKRON
 330-253-6527

E & S TRAINS

AKRON
 330-745-0785

GRAND PACIFIC JUNCTION

OLMSTEAD FALLS
 440-235-4777
 gpjmrr@juno.com
 HUDSON TOY, TRAIN & HOBBY
 HUDSON
 330-653-2997
 epickens@aol.com

DAVIS ELECTRONICS

MILFORD
 513-831-6425
 davistrains@fuse.net
 www.davistrains.com

SANDY'S HOBBY'S & COLLECTIBLES

ELYRIA
 440-365-9999
 sandyshobb@aol.com

ERIE RAILWAY DEPOT

TROY
 937-440-9972
 orville@gte.net

CLEARVIEW TRAIN & HOBBY

LORAIN
 440-277-4488
 klogar@erienet.net
 www.clearviewtrainandhobby.com

PENNSYLVANIA**FAIRCHANCE PHARMACY**

FAIRCHANCE
 724-564-7817
 mhdealer@aol.com
 www.hhs.net/fairchance

THE STATION
NEW CUMBERLAND
717-774-7096
station@paonline.com
BUSSINGER TRAINS
AMBLER
215-628-2366
choochoos@icdc.com
www.icdc.com/~btrains

CHARLEROI SWEEPER CENTER
CHARLEROI
724-483-3397

AMERICAN HOBBY CENTER
ALIQUIPPA
724-378-3930
american@icubed.com

CRANBERRY HOBBY DEPOT
CRANBERRY TWP
724-776-3640
JAdams6113@aol.com

ALLENTOWN TOY TRAIN SERVICE
ALLENTOWN
610-821-0740

ON THE RIGHT TRACK
ALTOONA
814-942-4345

JIM'S TRAIN SHOP
HOMER CITY
724-479-2026
sudsy@stargate.net

YE OLDE TRAIN & CHRISTMAS
SHOPPE
BOYERTOWN
610-369-0755
www.yoldetrain.com

TOBY TYLER'S HOBBY CENTER
PITTSBURGH
412-653-5030
tobytyler111@cs.com

BUSTLETON TRAIN SHOP
PHILADELPHIA
215-698-7266

CHESTNUT TOYBOX
PHILADELPHIA
215-545-0455
chestnuttoy@earthlink.net

THE CABOOSE
LEIGHTON
570-386-5352
www.thecaboosehobbies.com
victen@ptd.net

SOUTH CAROLINA
EMERALD TRAIN & HOBBY
GREENWOOD
864-223-2247

TENNESSEE
MODEL RAILROAD & HOBBY SHOP
MEMPHIS
901-384-6500
mrhs99@earthlink.net
www.modelrailroadandhobby.com

TEXAS
HOBBY TIME
AMARILLO
806.352.9660
don.l.harris.@hobby-time.com

VIRGINIA
TRAIN DEPOT
MANASSAS
703-335-2216

NORGE STATION
WILLIAMSBURG
757-564-7623
norgetrains@cs.com

NUTBUSH EXPRESS
VICTORIA
804-696-1902
thenutbushexp@meckcom.net

TOY TRAIN CENTER
RICHMOND
804-288-4475

T S G HOBBIES
WARRENTON
540-347-9212
tripl@mnsinc.com
www.mnsinc.com/tripi/tsg.htm

CHESTERFIELD HOBBIES
MIDLOTHIAN
804-379-9091
chsthobb@erols.com
www.chesterfieldhobbies.com

DAVIS HOBBY SUPPLIES
PORTSMOUTH
757-397-1983
ralph@davishobby.com
www.davishobby.com

LOCUST GROVE TRAINS
LOCUST GROVE
540-854-8955
lgtrains@aol.com
www.locustgrovetrains.com

WEST VIRGINIA
PATRICK'S TRAINS
WHEELING
304-232-0714
trains@palstrains.com
www.palstrains.com

WISCONSIN
SOMMERFELD'S TRAINS
BUTLER
262-783-7797
questions@sommerfelds.com
www.sommerfelds.com

G B T V & TRAINS
GREEN BAY
920-496-9697
rtycoon@netnet.net

GRAMPA'S TRAIN SHOP
RICE LAKE
715-234-2996
grampastrains@yahoo.com

THE TRAIN STORE
WAUKESHA
262-650-6675

HOBBY OUTLET
FOND DU LAC
920-924-3770
hobby_outlet@hotmail.com

CANADA
ONTARIO
CREDIT VALLEY RAILWAY COMPANY
STREETSVILLE
905-826-1306
CVRCO@globalserve.net
www.cvrco.com

TOY TRAIN WORKSHOP
CUMBERLAND
613-833-3125
info@toytrainworkshop.com
www.toytrainworkshop.com

THE TRAIN ROOM
FERGUS
519-787-3280