



PREMIER UP AUXILIARY WATER TENDER - PS 3.0 VERSION OPERATING INSTRUCTIONS

Thank you for purchasing the MTH Electric Trains Auxiliary Water Tender. This die-cast O-Scale replica of the water tender makes a perfect complement for any owner of an M.T.H. O-Scale steam locomotive and includes a reverse light and Proto-Coupler® that can be operated from the appropriate steam locomotive. This tender operates on O-31 and larger curves.

CAUTION: This Auxiliary Tender can only be electrically connected to an MTH Steam equipped with ProtoSound 3.0 Electronics. Making an electrical connection to any other version will damage the components.

PLEASE READ BEFORE USE AND SAVE
www.mthtrains.com

Configuring the tender to operate with the Auxiliary Water Tender Proto-Coupler[®]

For the Auxiliary Water tender's Proto-Coupler and reverse light to function, it must be electrically connected to your Main Tender. To accomplish this, there is a preinstalled wire harness inside the Main Tender that will connect the two tenders together electrically. The 2 Rail version will only have the reverse light function.

1. First start by using a Phillips screwdriver to remove the 6 chassis screws securing the Main Tender's body to its chassis. Refer to Figure 1.




Figure 1. Location of Screws on Main Tender

2. Upon removing the tender body, identify the wire harness, which should be secured inside the chassis near the rear of the Main Tender. Refer to Figures 2 and 3 and follow how the wire harness is fed through the hole at the rear of the floor/chassis. Be sure not to bind or twist the harness during this process.

3. Reinstall the tender body with the six securing screws.

4. If your MTH PS 3.0 main tender has a COAL – AUX switch, slide the COAL – AUX Switch to the AUX position.

If your MTH PS 3.0 main tender does not have a COAL – AUX switch, the reverse light will turn on along with the main tender reverse light. The coupler can be operated using the appropriate command for a front coupler as described in the operating section.

Operating the Auxiliary Tender Coupler and Backup Light

When the Auxiliary Tender is properly connected to the Main Tender, the method of operating of the rear coupler and the backup light is depended on the configuration of the Main Tender.

If your Main Tender is equipped with a COAL – AUX switch, placing the COAL – AUX switch in the AUX position will allow the commands for firing the rear coupler on the Auxiliary Tender and not the Main Tender. Likewise, the backup light on the Auxiliary Tender will replace the operation of the backup light on the Main Tender.

If your Main Tender is not equipped with a COAL – AUX switch, the commands for firing the engine front coupler will fire the rear coupler on the Auxiliary Tender. The back up light on the Auxiliary Tender will turn on along with the backup light in the Main Tender.

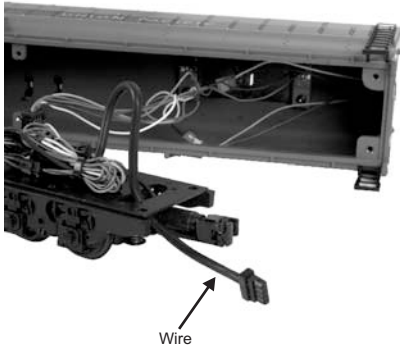


Figure 2. Coal Tender with Shell Removed




Figure 3. Wire set to connect the Auxiliary Tender

You are now ready to enjoy your new Auxiliary Water tender with your Steam Locomotive.

OIL & LUBRICATION INSTRUCTIONS

In order for the engine to perform correctly and quietly, it is important that the chassis be lubricated before operation. Lubrication should include all truck block bushings and pickup rollers to prevent them from squeaking. Use light household oil and follow the lubrication points marked “L” in Fig. 4 below.

Periodically, check the locomotive wheels and pickups for dirt buildup as this can significantly affect the engine’s ability to perform properly. Dirty track and dirty wheels can cause both poor electrical contact as well as poor traction, especially on elevated track sections.




Figure 4. Auxiliary Tender lubrication points and body mount screws

HEADLIGHT REPLACEMENT

The Auxiliary Tender contains one LED type headlight controlled by the Premier main tender with ProtoSound 3.0 electronic.

The PS 3.0 headlights and other associated lights are small LEDs that require a lot less power and generate a lot less heat than incandescent bulbs, resulting in extremely long life compared to the incandescent bulbs. The LEDs are not user serviceable

You can obtain replacement parts and replacement instructions from the M.T.H. Parts Department. Order online: www.mthtrains.com, e-mail: parts@mth-railking.com, Phone: 410-381-2580, Fax: 410-423-0009, Mail: 7020 Columbia Gateway Drive, Columbia MD 21046-1532

Service & Warranty Information

How to Get Service Under the Terms of the Limited One-Year Warranty

When you suspect an item is defective, please check the operator's manual for standard operation and troubleshooting techniques that may correct the problem. Additional information may be found on the M.T.H. Website. Should you still require service, follow the instructions below to obtain warranty service. First, e-mail, write, call or fax a M.T.H. Authorized Service Center (ASC) in your area to obtain Repair Authorization. You can find the list of ASCs on the M.T.H. Website, www.mthtrains.com. Authorized Service Centers are required to make warranty repairs on items sold only from that store; all other repairs may-- or may not be done at the store's own discretion. If you did not purchase the item directly from the ASC, you will need to select a National Authorized Service Center (NASC). These centers are compensated by M.T.H. to perform warranty service for any customer whose repair qualifies for warranty service. A list of NASC retailers can be located on the M.T.H. Website or by calling 410-381-2580. Should the warranty no longer apply, you may choose either an ASC or NASC retailer to service your M.T.H. Product. A reasonable service fee will be charged.

CAUTION: Make sure the product is packed in its original factory packaging including its foam and plastic wrapping material to prevent damage to the merchandise. There is no need to return the entire set if only one of the components is in need of repair unless otherwise instructed by the Service Center. The shipment must be prepaid and we recommend that it be insured. A cover letter including your name, address, daytime phone number, e-mail address (if available), Return Authorization number (if required by the service center, a copy of your sales receipt and a full description of the problem must be included to facilitate the repairs. Please include the description regardless of whether you discussed the problem with a service technician when contacting the Service Center for your Return Authorization.

Please make sure you have followed the instructions carefully before returning any merchandise for service. Authorized M.T.H. Service Centers are independently owned and operated and are not agents or representatives of M.T.H. Electric Trains. M.T.H. assumes no responsibility, financial or otherwise, for material left in their possession, or work done, by privately owned M.T.H. Authorized Service Centers.

If you need assistance at any time email MTH Service at service@mth-railking.com, or call 410 381-2580.

Limited One-Year Warranty

All M.T.H. products purchased from an M.T.H. Authorized Retailer are covered by this warranty provided the product was manufactured within five years of the date of purchase. This warranty is for the original purchaser and is non-transferable.

See our website www.mthtrains.com to identify an M.T.H. Authorized Retailer near you.

M.T.H. products may be registered online in advance of warranty work at www.mthtrains.com/warranty. The original sales receipt and the conditions below must be met regardless of whether the product is registered on the M.T.H. website in order to obtain warranty service.

M.T.H. products manufactured within five years from the date of purchase are warranted for one year against defects in material or workmanship, excluding wear items such as light bulbs, pick-up rollers, batteries, smoke unit wicks, and traction tires. We will repair, replace, or credit (at our option) the defective part without charge for the parts or labor if the following conditions are met: (1) the item is returned to an M.T.H. Authorized Service Center* (ASC) or M.T.H. National Authorized Service Center (NASC) or M.T.H. Electric Trains Service Department, (2) was manufactured within the previous five years and (3) was purchased within one year of the original date of purchase from an M.T.H. Authorized Retailer. Products manufactured after the five year cutoff from the date of purchase are not covered under any warranty by M.T.H. Electric Trains. The manufacture date of an item can be verified on the item's detail page "shipping date field" on the M.T.H. website (www.mthtrains.com). This warranty does not cover damages caused by improper care, handling, or use. Transportation costs incurred by the customer are not covered under this warranty.

Items sent for repair must be accompanied by a return authorization number, a description of the problem, and a **copy of the original sales receipt from an M.T.H. Authorized Retailer**, which gives the date of purchase. If you are sending this product to an Authorized Service Center, contact that Center for their return authorization.

This warranty gives you specific legal rights, and you may have other rights that vary from state to state. Specific questions regarding the warranty may be forwarded to M.T.H. Directly.

* Authorized Service Centers (ASC) are only obligated to provide warranty service for any consumer who has purchased the specific M.T.H. item from them that requires service work.

Service Department:
M.T.H. Electric Trains
7020 Columbia Gateway Drive
Columbia MD 21046-1532