


# SCALETRAX™

BY M.T.H. ELECTRIC TRAINS

## O-72 Switch



PLEASE READ BEFORE USE AND SAVE

[www.mthtrains.com](http://www.mthtrains.com)

# Table of Contents

Introduction .....	3
Wiring .....	4
Operation .....	5
Anatomy of a Switch .....	6
Warranty .....	7

## CAUTION: ELECTRICALLY OPERATED PRODUCT

Recommended for Ages 14 and up. Not recommended for children under 14 years of age without adult supervision. As with all electric products, precautions should be observed during handling and use to prevent electric shock.

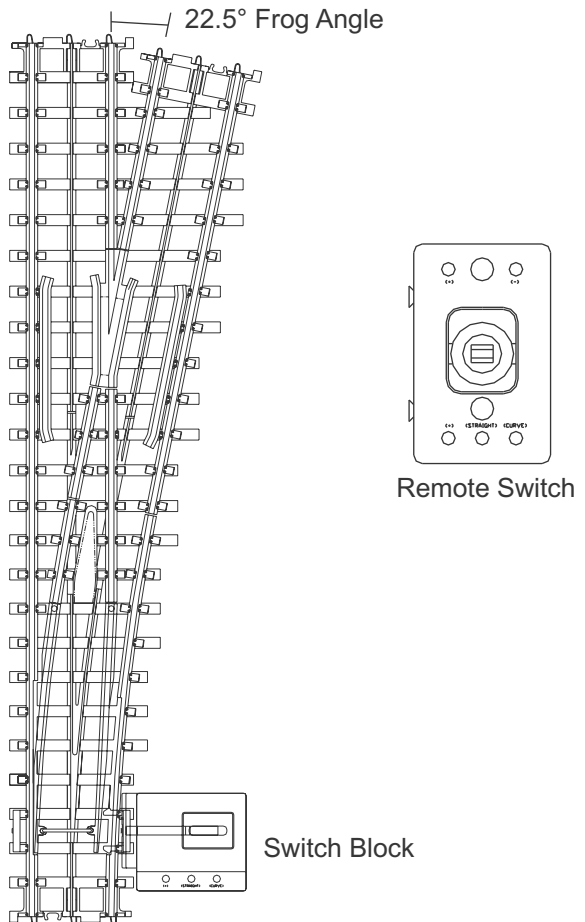
WARNING: When using electrical products, basic safety precautions should be followed including the following:

- Read this manual thoroughly before using this device.
- MTH recommends that an adult examine the switch periodically for conditions that may result in the risk of fire, electric shock, or injury to persons, such as damage to wires, clips or other parts, and that, in an event such conditions exist, the switch should not be used until properly repaired.
- This switch is intended for indoor use only. Do not use if water is present. Serious or fatal injury may result.
- Do not operate the switch with damaged wires or clips.
- If damaged, call MTH service for instructions.
- Do not use this switch for other than its intended purpose. This unit was designed to operate with any 10-16v AC or DC output toy train transformer. See the individual transformer's operating manual for more operating and safety information.

# Introduction

Thank you for purchasing the ScaleTrax™ O-72 Switch by M.T.H. Electric Trains®. ScaleTrax™ switches provide the ultimate solution for modelers seeking realism and simplicity. ScaleTrax™ track features solid nickel-silver rails, near scale dimensions, and built in connectors for easy assembly. The points are spring loaded to prevent derailment when a train passes through a closed switch.

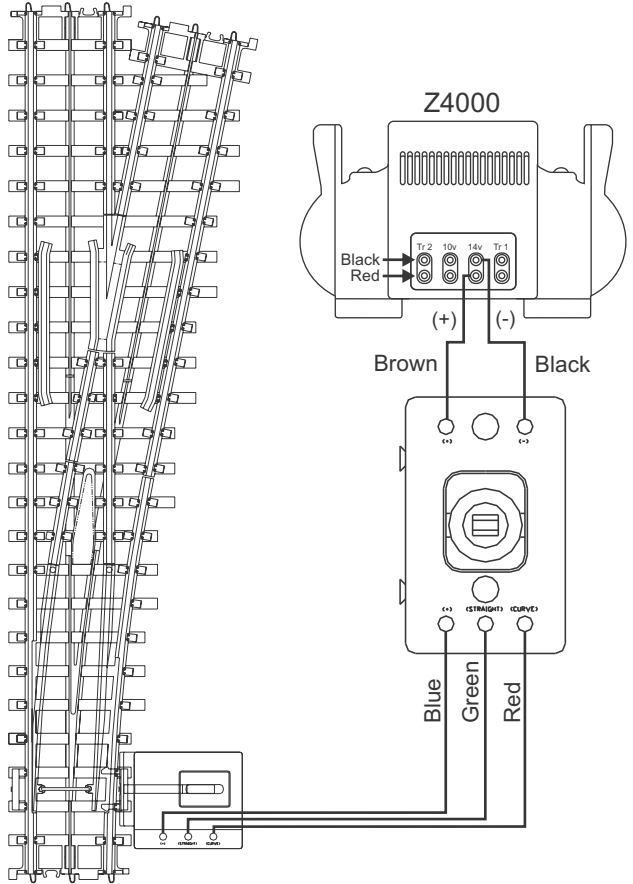
The O-72 switch has a total length of 12 inches and a frog angle of 22.5 degrees.



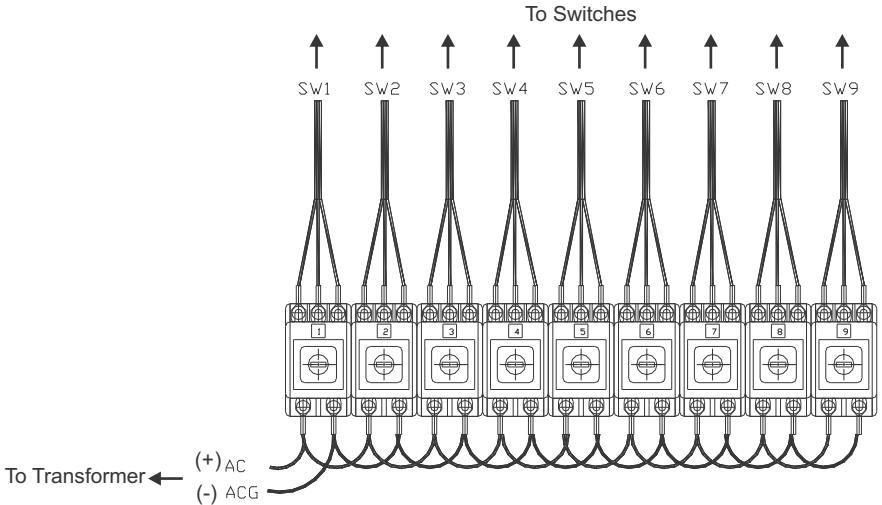
# Wiring

Follow the illustrations on this page to wire your switch to the transformer.

The switch block may be mounted on either side of the switch.

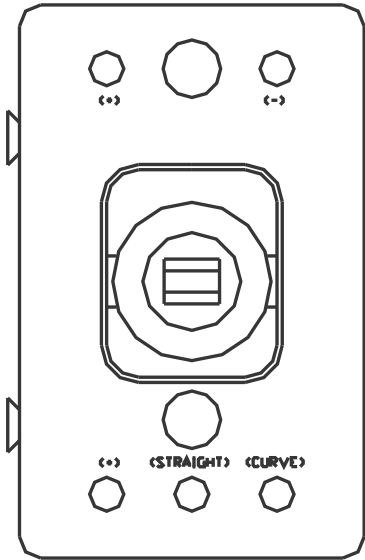


## Multiple Remote Switch Wiring



# Operation

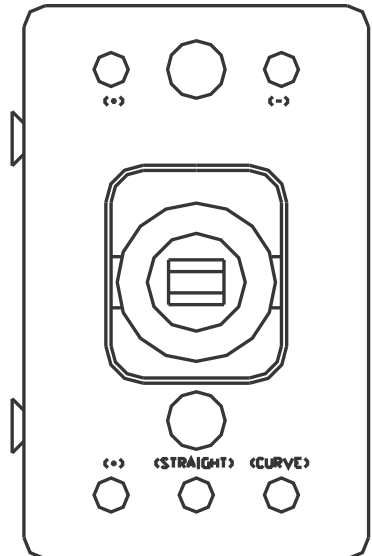
With your switch installed and wired, the following diagram will illustrate how to use your switch. Note the orientation on which the remote switch is illustrated in relation to the direction the remote switch lever is being pushed.



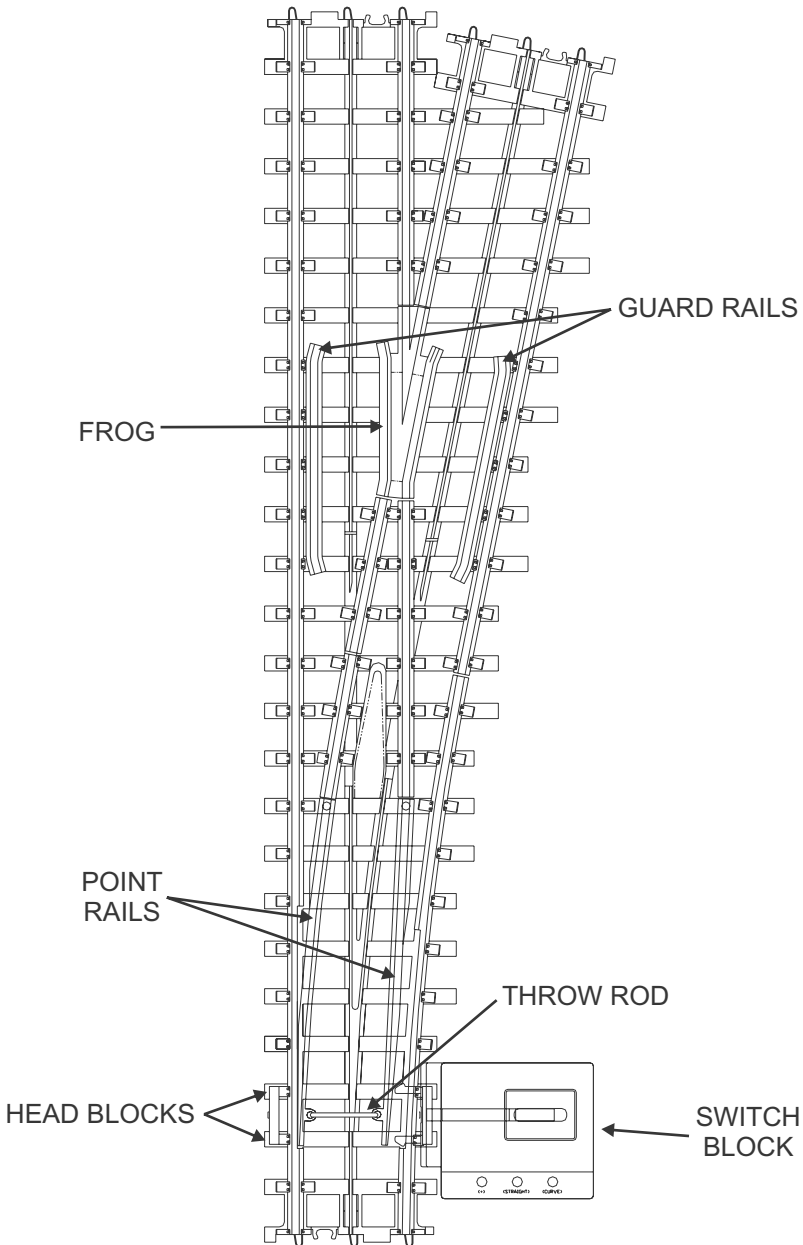
Push the remote switch lever toward the transformer lead wires to align the switch points to the curved direction.



Push the remote switch lever toward the track lead wires to align the switch points to the straight direction.



# Anatomy of a Switch



# Service & Warranty Information

## How to Get Service Under the Terms of the Limited One-Year Warranty

When you suspect an item is defective, please check the operator's manual for standard operation and troubleshooting techniques that may correct the problem. Additional information may be found on the M.T.H. Website. Should you still require service, follow the instructions below to obtain warranty service. First, e-mail, write, call or fax a M.T.H. Authorized Service Center (ASC) in your area to obtain Repair Authorization. You can find the list of ASCs on the M.T.H. Website, [www.mthtrains.com](http://www.mthtrains.com). Authorized Service Centers are required to make warranty repairs on items sold only from that store; all other repairs may-- or may not be done at the store's own discretion. If you did not purchase the item directly from the ASC, you will need to select a National Authorized Service Center (NASC). These centers are compensated by M.T.H. to perform warranty service for any customer whose repair qualifies for warranty service. A list of NASC retailers can be located on the M.T.H. Website or by calling 410-381-2580. Should the warranty no longer apply, you may choose either an ASC or NASC retailer to service your M.T.H. Product. A reasonable service fee will be charged.

**CAUTION:** Make sure the product is packed in its original factory packaging including its foam and plastic wrapping material to prevent damage to the merchandise. There is no need to return the entire set if only one of the components is in need of repair unless otherwise instructed by the Service Center. The shipment must be prepaid and we recommend that it be insured. A cover letter including your name, address, daytime phone number, e-mail address (if available), Return Authorization number (if required by the service center, a copy of your sales receipt and a full description of the problem must be included to facilitate the repairs. Please include the description regardless of whether you discussed the problem with a service technician when contacting the Service Center for your Return Authorization.

Please make sure you have followed the instructions carefully before returning any merchandise for service. Authorized M.T.H. Service Centers are independently owned and operated and are not agents or representatives of M.T.H. Electric Trains. M.T.H. assumes no responsibility, financial or otherwise, for material left in their possession, or work done, by privately owned M.T.H. Authorized Service Centers.

If you need assistance at any time email MTH Service at [service@mth-railking.com](mailto:service@mth-railking.com), or call 410 381-2580.

### Limited One-Year Warranty

All M.T.H. products purchased from an M.T.H. Authorized Retailer are covered by this warranty provided the product was manufactured within five years of the date of purchase. This warranty is for the original purchaser and is non-transferable.

See our website [www.mthtrains.com](http://www.mthtrains.com) to identify an M.T.H. Authorized Retailer near you.

M.T.H. products may be registered online in advance of warranty work at [www.mthtrains.com/warranty](http://www.mthtrains.com/warranty). The original sales receipt and the conditions below must be met regardless of whether the product is registered on the M.T.H. website in order to obtain warranty service.

M.T.H. products manufactured within five years from the date of purchase are warranted for one year against defects in material or workmanship, excluding wear items such as light bulbs, pick-up rollers, batteries, smoke unit wicks, and traction tires. We will repair, replace, or credit (at our option) the defective part without charge for the parts or labor if the following conditions are met: (1) the item is returned to an M.T.H. Authorized Service Center\* (ASC) or M.T.H. National Authorized Service Center (NASC) or M.T.H. Electric Trains Service Department, (2) was manufactured within the previous five years and (3) was purchased within one year of the original date of purchase from an M.T.H. Authorized Retailer. Products manufactured after the five year cutoff from the date of purchase are not covered under any warranty by M.T.H. Electric Trains. The manufacture date of an item can be verified on the item's detail page "shipping date field" on the M.T.H. website ([www.mthtrains.com](http://www.mthtrains.com)). This warranty does not cover damages caused by improper care, handling, or use. Transportation costs incurred by the customer are not covered under this warranty.

Items sent for repair must be accompanied by a return authorization number, a description of the problem, and a copy of the original sales receipt from an M.T.H. Authorized Retailer, which gives the date of purchase. If you are sending this product to an Authorized Service Center, contact that Center for their return authorization.

This warranty gives you specific legal rights, and you may have other rights that vary from state to state. Specific questions regarding the warranty may be forwarded to M.T.H. Directly.

\* Authorized Service Centers (ASC) are only obligated to provide warranty service for any consumer who has purchased the specific M.T.H. item from them that requires service work.

Service Department:  
M.T.H. Electric Trains  
7020 Columbia Gateway Drive  
Columbia MD 21046-1532